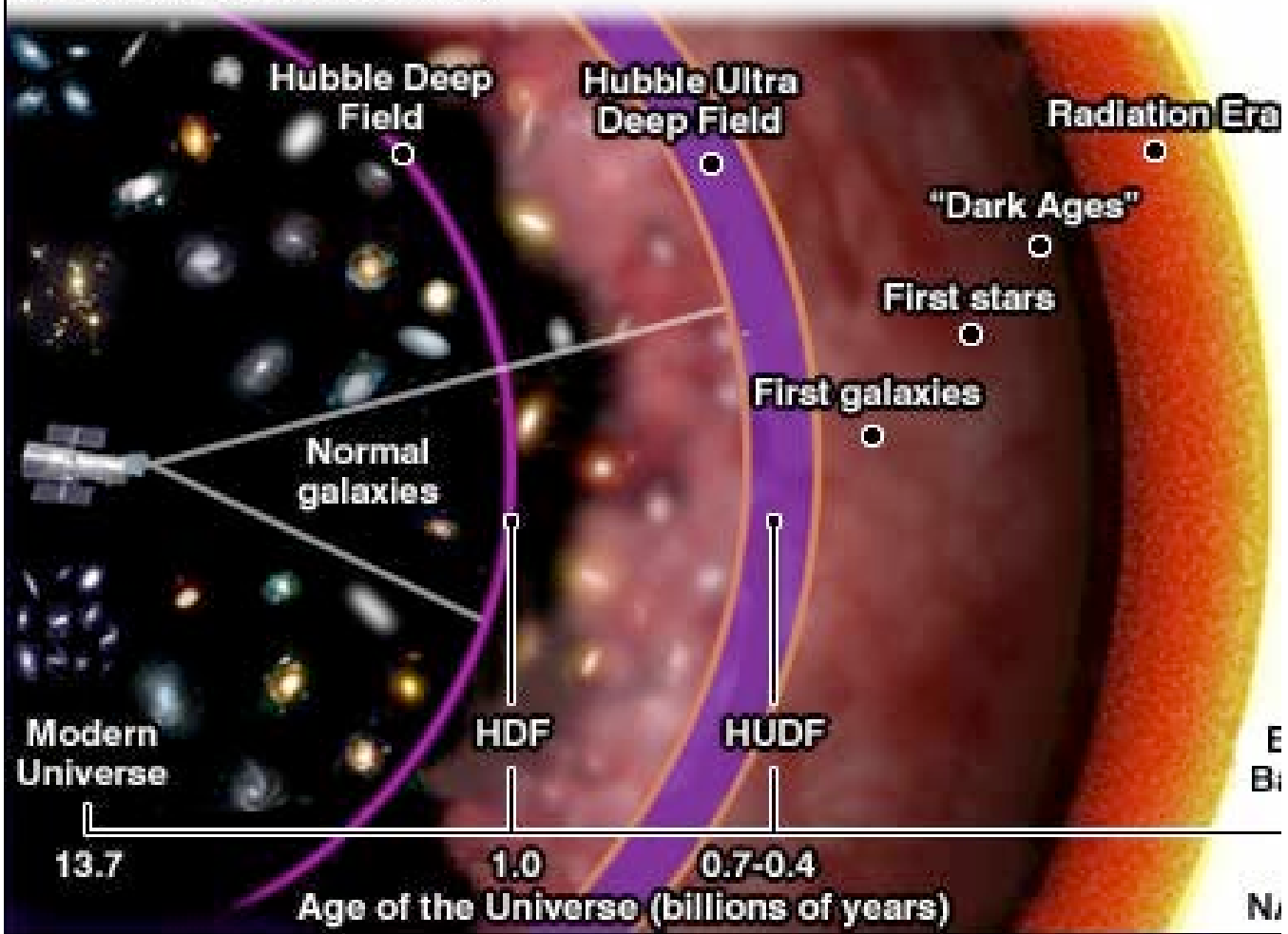


COSMOLOGY AND THE EARLY UNIVERSE

[Note: these notes and the lectures cover chapters 26 and 27 together, with topics discussed in a somewhat different order than in the textbook. References to textbook sections and pages and figures are given below. These notes will be of most benefit if you have already read chapters 26 and 27. This material is probably the most difficult, and also the most interesting, of the entire course, so you will have to read very carefully. Because of the amount and difficulty of the material, I will not test you on the “Discovery” or “More Precisely” sections of your text, but I suggest that you read them anyway.]

The diagram below illustrates what we will be interested in from an observational point of view—we want to see the universe in the distant past by looking far away. At first we only want to observe more and more distant galaxies (to get the “Hubble constant”), count up all the matter we can see (and can’t see in order to find what kind of space-time we live in, but we end by probing times when the universe was only 100,000 yr old (the cosmic background radiation), and even a few minutes old (the formation of deuterium and helium, whose abundance can’t be explained by formation in stars). Then (ch. 27) we try to go back to extremely small times, finding that the spacetime of the universe probably underwent a fantastic but theoretically sound “inflation” when it was only a tiny fraction of a second old. Finally, as we try to understand the stages of the universe that are inaccessible to present-day physics (quantum-gravity), we will encounter strong suggestions that a viable theory may be one in which the universe has many more dimensions than three, and even more speculative things.

HUBBLE ULTRA DEEP VIEW



The Big Bang

Hubble's law: $\text{velocity} = H_0 \times \text{distance} \Rightarrow \text{expanding universe}$.

Now can ask: How big? When did it begin? How will it end? These are questions of *cosmology*, questions about the universe as a whole. Although there have been other contenders over the years (the “cold big bang” and the “steady state cosmology”) we’ll see that only the “hot” big bang theory (and only a particular form of it: inflationary dark matter big bang) accounts for the observations, and does so very convincingly, but at the expense of introducing two entities whose nature is completely unknown: dark matter (already known) and dark energy.

How long since all galaxies (and everything else) were in the same place?

$$\text{Time} = \text{distance}/\text{velocity} = d/(H_0 \times d) = 1/H_0 \sim 15 \text{ billion years}$$

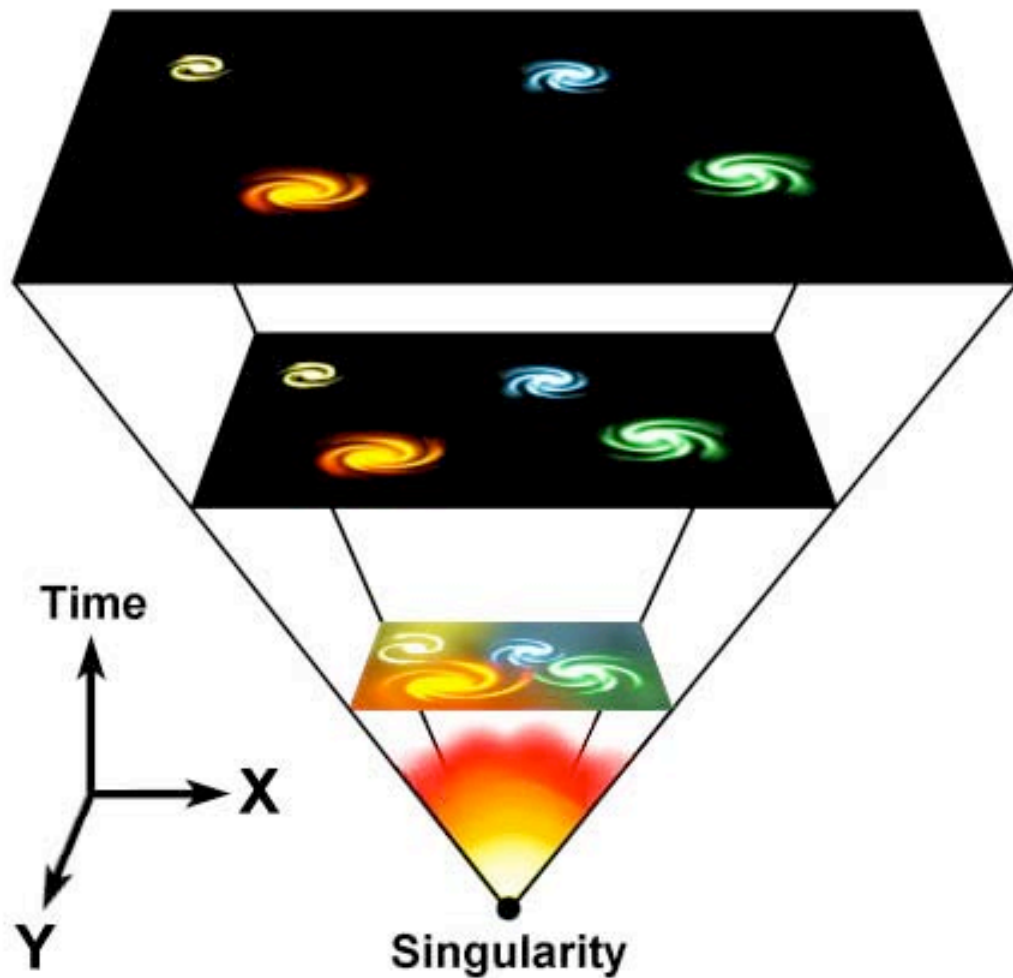
This is when the “big bang” must have occurred; i.e. it is the age of the universe. (Actually the age is a little different than the above estimate because the universe hasn't been expanding at constant speed.) Note that this age is consistent with the age of the oldest objects whose age we can determine in our Galaxy, the globular clusters.

Olbers' paradox: why is the night sky dark instead of as bright as the surface of a star? (Think of forest analogy discussed in class. Also see Fig. 26.3.) Either universe is finite in extent, or it evolves in time, or both. (Think: why?)

The finite age of the big bang resolves the paradox because we can't see anything more than 15 billion light years away.

See Fig. 26.4 to be convinced that every observer in the universe would see the same Hubble flow. Also see “coins on a balloon” drawing, Fig. 26.5, or raisins in rising (expanding) raisin bread. Notice that this “explosion” involved the whole universe, *all* of space. It happened *everywhere* at once.

Correct interpretation of the galaxy redshifts: It’s not that galaxies are moving away from each other, but that space is expanding. This “stretches” the wavelengths of all the light emitted. Light from distant objects was emitted long ago, and so has been stretched (redshifted) more. (See Fig. 26.6)



Note: Galaxies, planets, any objects that are held together by internal forces, are *not* expanding. So, for example, you are not getting larger as the universe expands. Only the systems that are *unbound* like galaxy clustering on large scales ($\gg 1$ Mpc) are expanding, with individual objects (galaxies) moving away from each other.

What came “before” the Big Bang? We will only be able to try to trace the history of the universe back to when it was 10^{-43} seconds old (!) Known physics breaks down at earlier times (need quantum gravity theory—same problem we encountered in asking what it’s “really” like inside a black hole).

To come up with a theory for the universe as a whole, theorists need to assume the cosmological principle (p.695):

1. Homogeneity—local universe looks about the same no matter where you are in it. This is same as saying: no structure on size scales larger than a small fraction of size of observable universe.

Largest known structures ~ 200 - 300 Mpc (“Sloan Great Wall”—see Fig. 26.1; pencil beam survey in Fig. 26.2). This is much less than size of observable universe (~ 5000 Mpc). [Note: Universe could be much larger, or even infinite—we just can’t see back any further in time or space.] So homogeneity probably OK.

2. Isotropy—no preferred direction. Universe looks the same in all directions. OK.

Cosmological principle implies universe has no edge and no center (ultimate principle of mediocrity).

[Note: I strongly recommend that after you read the text Chaps.26 and 27, you wander through the Wikipedia free encyclopedia at http://en.wikipedia.org/wiki/Physical_cosmology]

Fate of the universe (sec. 26.3, 26.4, 26.5)

“open” \Rightarrow not much gravity, expands forever

“closed” \Rightarrow gravity strong enough to reverse the expansion

(See Figs. 26.8-26.10)

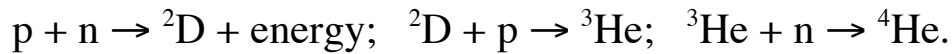
Which? Depends on the whether the *average* (i.e. smeared out) density of the universe (which determines how much gravity is capable of slowing down the expansion) is $>$ or $<$ critical density (whose value you don't have to memorize).

The ratio of the actual mean density of the universe (which we will try to estimate) to the critical mean density is given a special name, “omega nought” Ω_0 .

$\Omega_0 < 1 \Rightarrow$ open universe; $\Omega_0 > 1 \Rightarrow$ closed universe

Evidence:

1. Add up all the luminous matter in galaxies. Get $\Omega \sim 0.01$. The x-ray gas observed in clusters of galaxies gives another ~ 0.01 . So together the luminous matter only gives $\sim 1/50$ critical density.
2. Dark matter inferred from galaxy rotation curves and the motions of galaxies in clusters gives $\Omega \sim 0.2-0.3$.
3. Abundance of deuterium ^2D (see pp. 727-728). Produced in the big bang when the age of universe was only a few minutes (^2D is destroyed in stars) and the temperature of the universe was passing through about a billion degrees.



Denser universe now \Rightarrow denser universe then \Rightarrow *less* ${}^2\text{D}$ (because it reacts all the way to ${}^3\text{He}$). See Fig. 27.6. The observed deuterium abundance is *large* $\Rightarrow \Omega = 0.03 \Rightarrow$ tells us only about the baryonic matter (protons, neutrons, electrons, i.e. “ordinary” matter). Notice two important things from this:

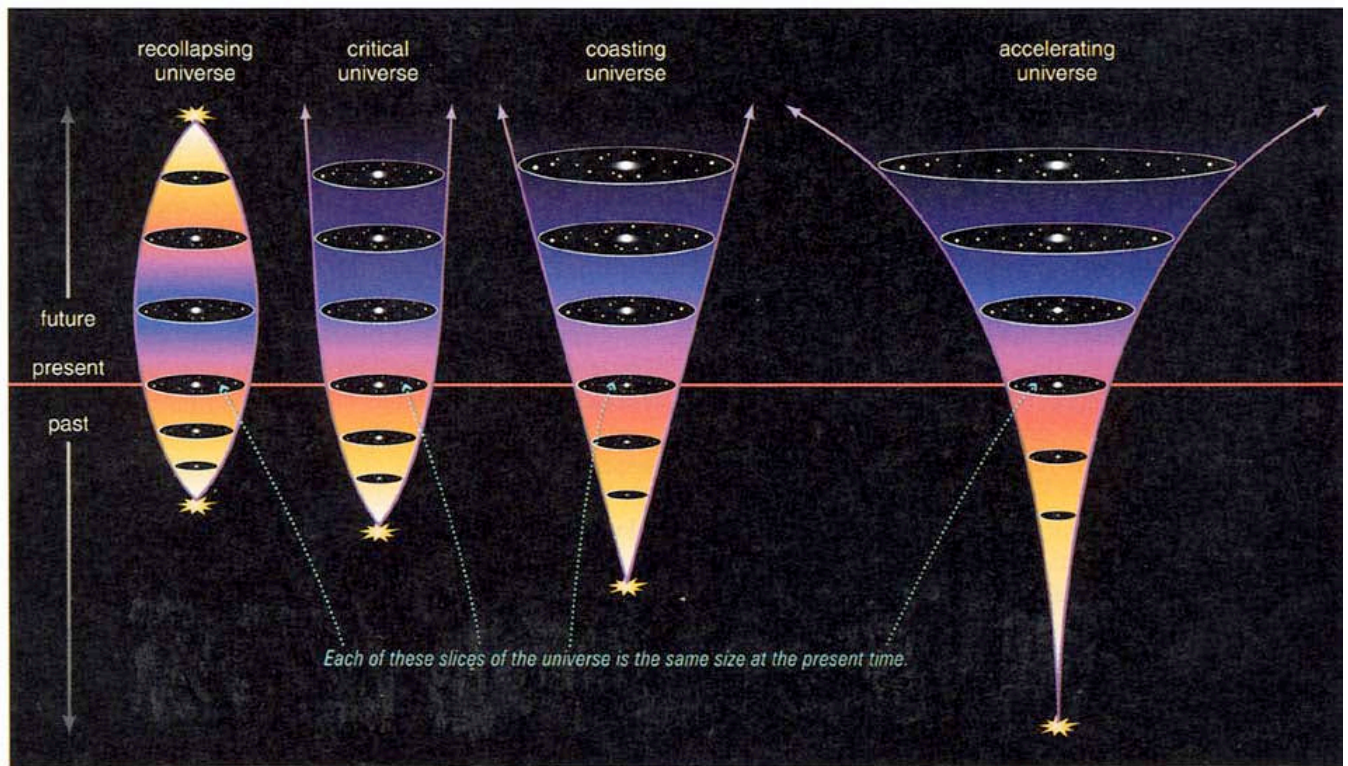
a. This baryonic Ω is consistent with the Ω we got from adding up all the luminous material in 1. above.

b. This implies that the dark matter *cannot* be baryonic: rules out brown dwarfs, white dwarfs, black holes, rocks, ... \Rightarrow this is one of the main reasons for thinking that dark matter must be nonbaryonic exotic subatomic particles.

So $\Omega_0 \sim 0.3 \Rightarrow$ open universe, should expand forever.

Actually it now appears that the universe is not really “open”, and is not even slowing down its expansion; instead it is *accelerating* its expansion—see pp. 706-709). This is a recent discovery, and implies the existence of a new form of energy (*not* matter) that is usually referred to as “dark energy” (sec. 26.6).

The illustration on the next page should help you visualize these possibilities.



Four models for the fate of the universe. Each diagram shows how the size of a circular slice of the universe changes with time in a particular model. The slices are the same size at the present time, marked by the red line, but the models make different predictions about the sizes of the slices in the past and future. The first three cases assume that there is no dark energy, so that the fate of the universe depends only on how its actual density compares to the critical density. The last case assumes that a repulsive force—the so-called dark energy—is accelerating the expansion over time. (The diagram assumes continuous acceleration, but it is also possible that the universe initially slowed before the acceleration began.)

[What is fate of open universe? (Not on exam, but too interesting to pass up.) By $\sim 10^{25}$ yr., all gas and stars would be in the form of remnants—brown dwarfs, white dwarfs, neutron stars, black holes. Grand unified theories (GUTs) of particle physics predict proton decay in $\sim 10^{30}$ yr. \Rightarrow all these remnants (except black holes) will be converted to electrons and neutrinos. Black holes unaffected by proton decay, but get “quantum evaporation” of star-mass BHs in $\sim 10^{66}$ yr. Eventually even supermassive BHs in the centers of galaxies would evaporate. Even if no proton decay (theory still uncertain enough), neutron stars can still “quantum tunnel” to become black holes! Time required in years is $1, \dots$ #zeros $>$ # particles in the universe! But it would eventually happen! The universe would eventually be photons, electrons, and positrons. Eventually “radiation drag” brings electrons and positrons together for annihilation, so the entire universe would consist only of photons, losing energy forever by the redshift due to the expansion of the universe. All of this and more is covered in a recent popular-level book by F. Adams and G. Laughlin (and their more technical version—in Reviews of Modern Physics).]

What we want to understand next is why a value of Ω_0 that isn't almost precisely 1.000... would be disastrous for our theories (involving something called “inflation”—see below). And, amazingly, recent evidence (especially from the cosmic background radiation—see below) is convincingly consistent with $\Omega_0 = 1.0$ and other evidence (from mapping the most distant parts of the universe) indicates that there exists a completely new form of energy called “dark energy” (or “quintessence” or “phantom field” that can account for this “extra” Ω , so that

$$\begin{aligned}\Omega (\text{baryonic matter}) + \Omega (\text{dark matter}) + \Omega (\text{dark energy}) \\ = 0.03 + 0.3 + 0.7 = 1.\end{aligned}$$

In what follows, it will help if you have an overall picture in your mind of the timeline of the big bang universe.

Starting from time zero, just remember that **as the universe expanded, it cooled, and this cooling is responsible for most of what happened.** Also note that **the universe must have originally just been composed of fundamental particles** (quarks, photons, neutrinos, dark matter whatever it is... no atoms yet!). During the expansion and cooling we went through the **GUT era**, then (we hope) **inflation** (these first two both at extremely early times), then **nucleosynthesis** at about a few minutes after time zero (when helium and deuterium got formed), then **decoupling** and the formation of the **cosmic background radiation** at about a million years after time zero, the amplification of the “ripples” in the universe into the **“cosmic web” large scale structure** of galaxies and their clusters that we see today at about 100 million years after time zero. I'll illustrate on board in class. You *don't* have to know the epochs in as much detail as given in Table 27.1, p. 721, of the textbook.

Before going further, we need to understand two basic predictions of the big bang model:

1. **The helium abundance.** (See pp. 726-727) The amount of ^4He that was produced when the universe was a few minutes old and the temperature was about a billion years is predicted to be about 8 percent by number, or 25 percent by mass, almost independent of any other assumptions about the nature of the big bang. But since helium is only destroyed in stars, there should be no stars with He abundances larger than this. In fact, the He abundances of the oldest stars we can see comes out to all be about 25 percent by mass! **This is the 2nd major success of the big bang theory** (although it is played down in the textbook). (The first was “just” accounting for the Hubble expansion.) Your textbook apparently forgot to point this out.

2. **The cosmic background radiation.** (pp. 711-712, then more recent results on pp. 735-738).

All theoretical calculations of the expansion of the universe predict that when the universe had expanded and cooled for about 300,000 yr, the protons and electrons were finally moving slowly enough (because the temperature had dropped to only about 4500K) that they could combine into atoms. But before this time all the radiation in the universe was being scattered by the *free* electrons; after this time there were no more free electrons, and so the radiation never interacted again (hence this is called the epoch of decoupling—see p. 728)—it just expanded and redshifted with the rest of the universe, until today it is predicted to have a temperature of about 3 degrees above absolute zero and be a nearly perfect blackbody (because it was scattered around so many times before it was “released”). This temperature corresponds to radiation whose peak emission is in the radio (actually microwave) part of the spectrum. This prediction was made in the 1950s but the predicted radiation could not be detected because radio telescopes were not sensitive enough.

1965: This radiation was accidentally discovered (discussion in class). Since then its temperature has been confirmed to be about 3 degrees (2.728 K) *and* its spectrum has been measured (mainly by the COBE=cosmic background explorer satellite in 1989) to deviate from a blackbody by less than 0.005%. We call it the “cosmic background radiation” or CBR.

This is the 3rd (and maybe most remarkable) success of the big bang theory. Later we’ll see that more detailed observations of the CBR have already yielded much more information about the nature of the origin of the universe and its nature, and give even stronger support for the big bang model of the evolution of the universe. (pp. 735-738 of text)

Now let’s get back to **two very serious problems.**

1. The fact that the observed Ω_0 was probably ~ 0.2 to 0.3 (mostly dark matter) but not *vastly* different from 1.0 gives “**the flatness problem.**” (p. 729 of text; today we think Ω_0 is even closer to 1.0) Every calculation of the big bang shows that if Ω_0 is anywhere near unity now, then it must have been *extremely* close to unity in the past. E.g. at age \sim a few minutes (time of nucleosynthesis), Ω_0 would be unity to within 1 part in 10^{15} ! Why should this be??? No one understood this until the idea of inflation was suggested.

Because Ω_0 determines whether spacetime is curved positively (closed) or negatively (open), the case $\Omega_0 = 1$ is called “flat” spacetime; that is why this is the “flatness problem:” **Why is spacetime almost exactly “flat?”**

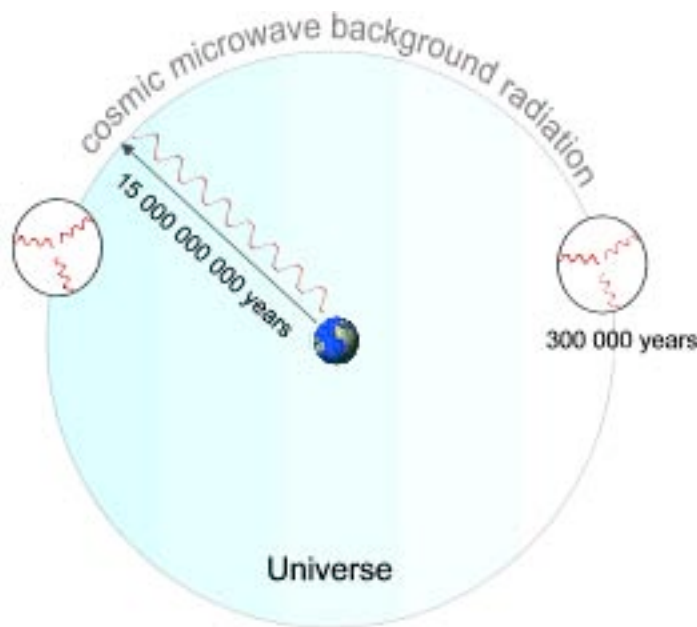
The currently favored solution: **cosmic inflation.** (Most of sec. 27.4 is a discussion of this—it is a good explanation so be sure to read it.) When universe was $\sim 10^{-35}$ seconds old ($T \sim 10^{28}$ K!), the strong nuclear force separated from the other forces. This caused a phase transition of spacetime (like water freezing when T drops) to a state that

was unstable and high-energy \Rightarrow “false vacuum”. The universe remained “unified” a little too long, and during this time the *vacuum* acquired a huge pressure that accelerated the expansion at an enormous rate.

Within $\sim 10^{-32}$ sec, the universe expanded by a factor of $\sim 10^{50}$! (See Fig. 27.11). Then resumed “normal” expansion. So any initial curvature of space is virtually erased by the rapid inflation (see Fig. 27.13), which “stretches” out spacetime enormously. **So inflation predicts that Ω_0 must be almost exactly 1.**

2. The “horizon problem”: How could distant parts of the universe look similar to each other (in an average sense—recall that the universe looks “homogeneous” on large scales) when they didn’t have time to be in causal contact when the universe was younger and smaller? (through light travel time) i.e. they are beyond each other’s horizon (how far away you can see something given age of universe; e.g. when universe was 3 years old, horizon was only 3 light years). See Fig. 27.8 in text.

The following illustration may help clarify the horizon problem.



Inflation also solves the horizon problem (because points initially very near each other are rapidly expanded to be very distant, so everything was in causal contact at these very early times before inflation). See Fig. 27.12.

→ But recall that Ω_0 due to the observed + dark matter only gives about 0.3, *not* 1.0 (*flat* spacetime) as required by inflationary cosmology. Cosmologists were frantic, since if this were true, inflation couldn't be supported, and we'd be back to the flatness and horizon problems again.

1998: Supernova standard candles used to get distances and redshifts of most distant objects yet. Result: The most distant galaxies are moving away from us much *slower* than expected in any model, meaning that the universe in the distant past was expanding at a smaller rate, not a rate equal or greater than the present rate. The universe is *not* slowing down, but speeding up! Some kind of “antigravity” entity is apparently required \Rightarrow “**dark energy**” (or “quintessence” or “phantom energy” or ... Some refer to it as the cosmological constant, after Einstein who introduced it just because he couldn't believe the universe was expanding at all)

The amount of Ω_0 that is required to account for this weird acceleration of the universe comes out to be about 0.7. $0.7 + 0.3 = 1 \Rightarrow$ inflation theory survives. But the “expense” is that we now know that the universe is even weirder than we thought: **no one has any idea of what “dark energy” is.**

Could something be off? Maybe the supernovae are not as good standard candles as thought, e.g. maybe they are not the same peak luminosity very far away (when the universe was young).

Another independent test of dark matter and dark energy: The cosmic background radiation.

The CBR provides another test of the inflationary cold dark matter cosmology. It has to do with the question: where did galaxies (and clusters of galaxies, and all the structure we see) come from? Everyone believed that the formation of this structure is due to the amplification (by gravity) of initial “seed” fluctuations (“ripples” in the density field when the universe was very young). [Sec. 27.5]

Without dark matter, the initial fluctuations could have produced structure, but then predict relatively large corresponding fluctuations imprinted on the CBR (because the radiation was tied to the matter).

But with dark matter (if non-baryonic), most of the matter does NOT couple to the radiation, so you could have fluctuations in the dark matter density that only produce very small CBR fluctuations (~ 1 part in 100,000).

COBE satellite 1992: spatial fluctuations detected at about this level. (Fig. 27.16—a famous illustration, because astronomers had been waiting for this detection for decades.)

In fact calculations showed that *if* $\Omega_0 = 1$, the spatial distribution of the fluctuations should mostly be about 1 degree large in the sky. Other values of Ω_0 predict different sizes. 1999: MAT (Microwave Anisotropy Probe) satellite and BOOMERANG (balloon-born observation) establish that **peak power *does* occur at almost exactly 1 degree size!**

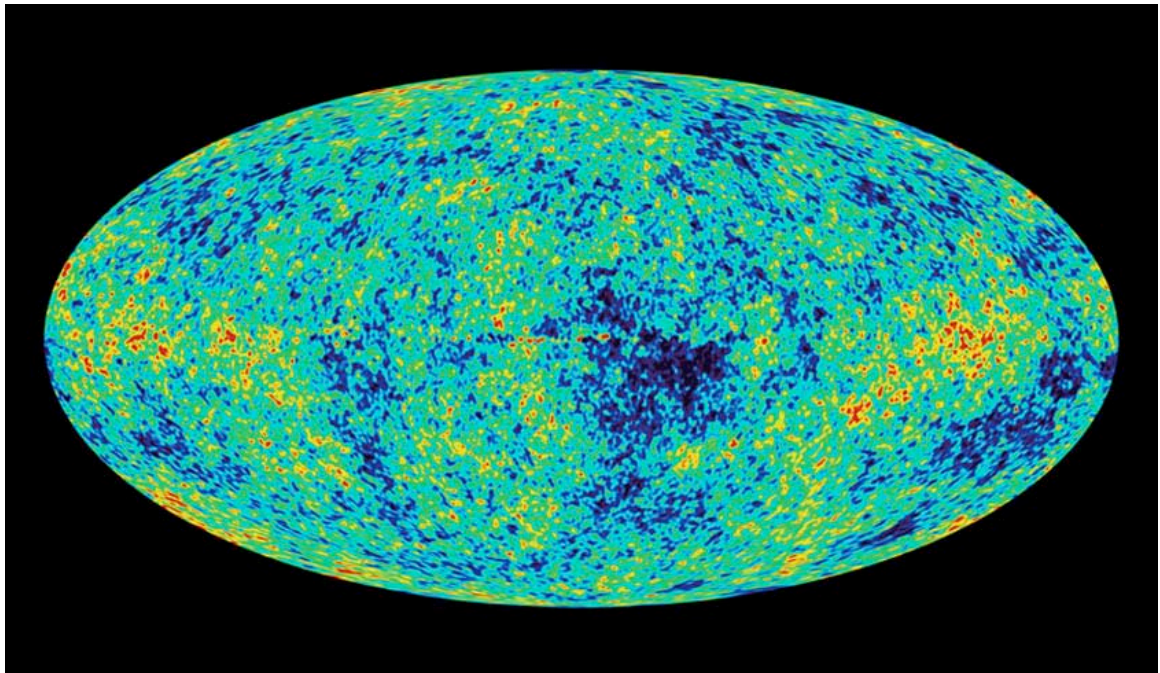
More recent and accurate observations by the **WMAP** spacecraft confirm this (Fig. 27.17). **This is a direct measurement of Ω_0 and shows that the universe *does* appear to be flat, just as required if inflationary cosmology is correct. But even more:**

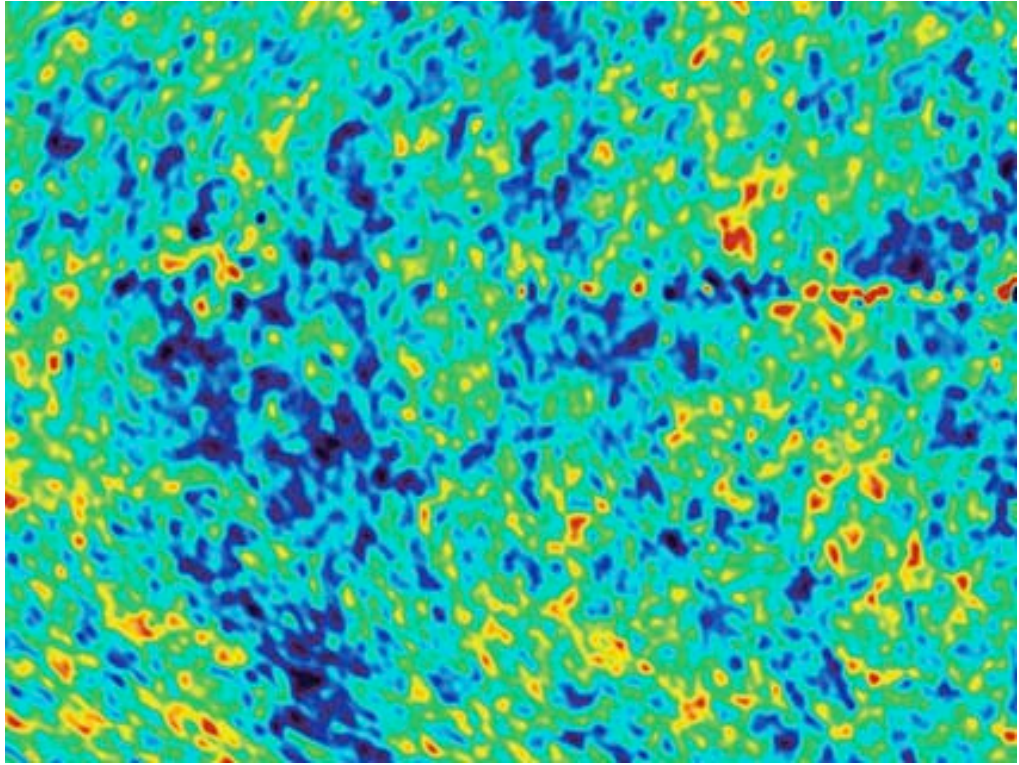
The theory also predicts a second peak, and further peaks, in the distribution of sizes of CBR fluctuations at smaller scales, which have now been detected! This is illustrated in **Fig. 27.18**. These peaks are due to the fact that the fluctuations in the early universe caused sound waves to propagate through the gas, and these left an imprint on the radiation: So the CBR is actually a way to “see” the imprint of the fluctuations from which all the structure in the universe originates.

→Currently, the *only* model that accounts for all these peaks correctly requires cold dark matter (~ 30%) + dark energy (~70%), *just as we found from other “observations” of dark matter (rotation curves, clusters of galaxies, etc.) and dark energy inferred from distant supernovae.*

Future: Planck (European satellite) planned for 2007 (?), will give even more precise measurements of CBR.

The next two images of the WMAP CBR fluctuations may show you (by eye) that there are several dominant scales. Your textbook has an even larger zoom.





This is considered to be an astounding success of the theory of inflationary cold dark matter cosmology. And the WMAP results showing the secondary peaks at different sizes are interpreted as demonstrating again that the universe is mostly “dark energy.”

Further evidence: Huge galaxy redshift surveys are now obtaining redshifts for hundreds of thousands of galaxies, and the motions give a more precise value for the amount of Ω_0 contributed by matter (i.e. gravitation visible and dark matter) at the scale of the whole universe: 0.3.

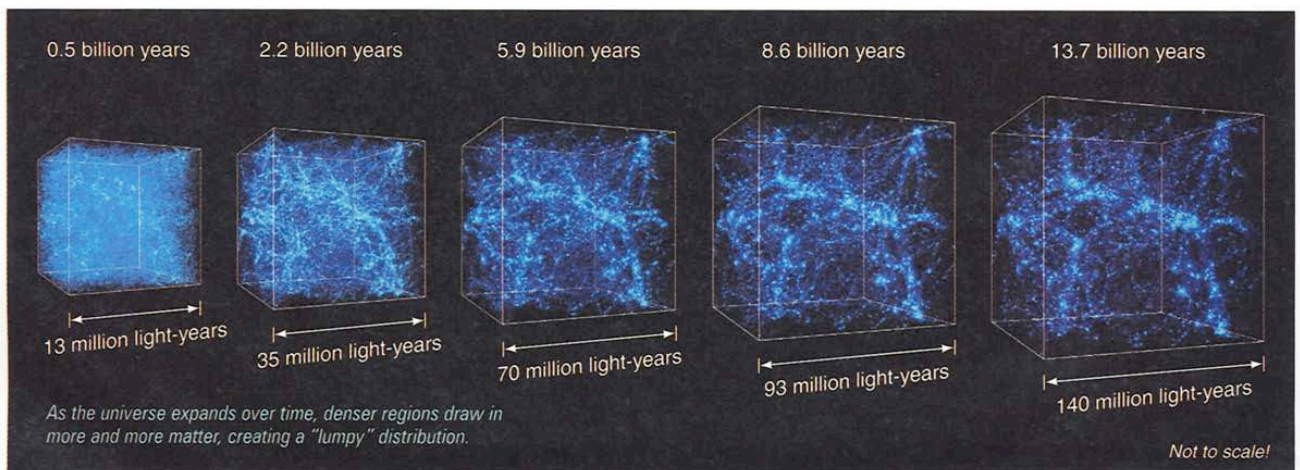
So once again we see that with the “dark energy” acceleration of the universe giving another 0.7, the total adds up to 1.0, **consistent the idea that the universe underwent inflation.** This is extremely important, because inflation is just about the only way around the flatness and horizon problems! So cosmologists tend to say that we now have a consistent cosmological model that explains all observations—the clinker is that all evidence supports that the universe is 30% dark matter and 70% dark energy.

But we really have no idea what this “dark energy” (sometimes called “quintessence”) is!

What caused these initial fluctuations in the matter?

A perfect vacuum (no matter or energy) should give rise to virtual particle-antiparticle pairs, leading to natural quantum fluctuations \Rightarrow universe appeared from *nothing*! These would occur in the GUT era, as a “self-creating universe.” These quantum fluctuations would be tiny, but then inflation would cause them to grow to large size (see how handy inflation is?); they eventually become the structure we see today!

The illustration below is a computer simulation of how random fluctuations in the early universe would be organized by gravity and expansion into structure that is very similar to what we observed in the universe today—actually this model only works out so well because it contains *cold* dark matter. A model with no dark matter would not show the degree of clustering or more detailed properties.



Frames from a supercomputer simulation of structure formation. These five boxes depict the development of a cubical region that is now 140 million light-years across. The labels above the boxes give the age of the universe, and the labels below give the size of the box as it expands with time. Notice that the distribution of matter is only slightly lumpy when the universe is young (left frame). Structures grow more pronounced with time as the densest lumps draw in more and more matter.

More recent theoretical suggestions and developments: (not on exam)

1. More inflation models. For example “chaotic inflation” (different inflation rates in different parts of the universe). Only those regions which inflate more than some amount can live long enough for life to evolve, or even for galaxies to form. So there may be many other inflated regions (even an infinite number if the universe is infinite) which lie beyond our horizon. This is often referred to as a “multiverse.”
2. Cosmic strings—defects in space time due to the inflationary phase transition; something like cracks in ice cubes when water freezes. The “dark energy” could be a tangled network of very light cosmic strings or walls, which are still allowed by current observations of CBR (but most people think this idea is on the verge of being disproved).
3. Superstring theory (or more recently M theory)—the current best candidate for a theory of quantum gravity. Predicts that the universe must be 10-dimensional, but that 7 of these dimensions have “collapsed”. In these theories “particles” (like quarks, or neutrinos) are the “modes” of these 10-dimensional “strings.” So these theories *could* in principle account for the masses of the fundamental particles.
4. Related to 3 are the concepts of “brane world” (our universe is just one “membrane”-like structure moving around in a 4-dimensional hyperspace; big bang corresponds to interaction of two branes??) and “mirror (parallel) universes that coexist with the one we experience.
5. Even stranger suggestions...