

Life in the Solar System

Life in the Solar System

1. Study processes that produce current conditions on planets (n_e)
2. Life elsewhere in Solar System? (f_ℓ)

Planet Temperatures

Factors in Planet temperature:

Greenhouse gas?

N_2 , O_2

no

CO_2 , H_2O

yes

CH_4 , CFC's

yes (Life)

Reflecting Light (Albedo)

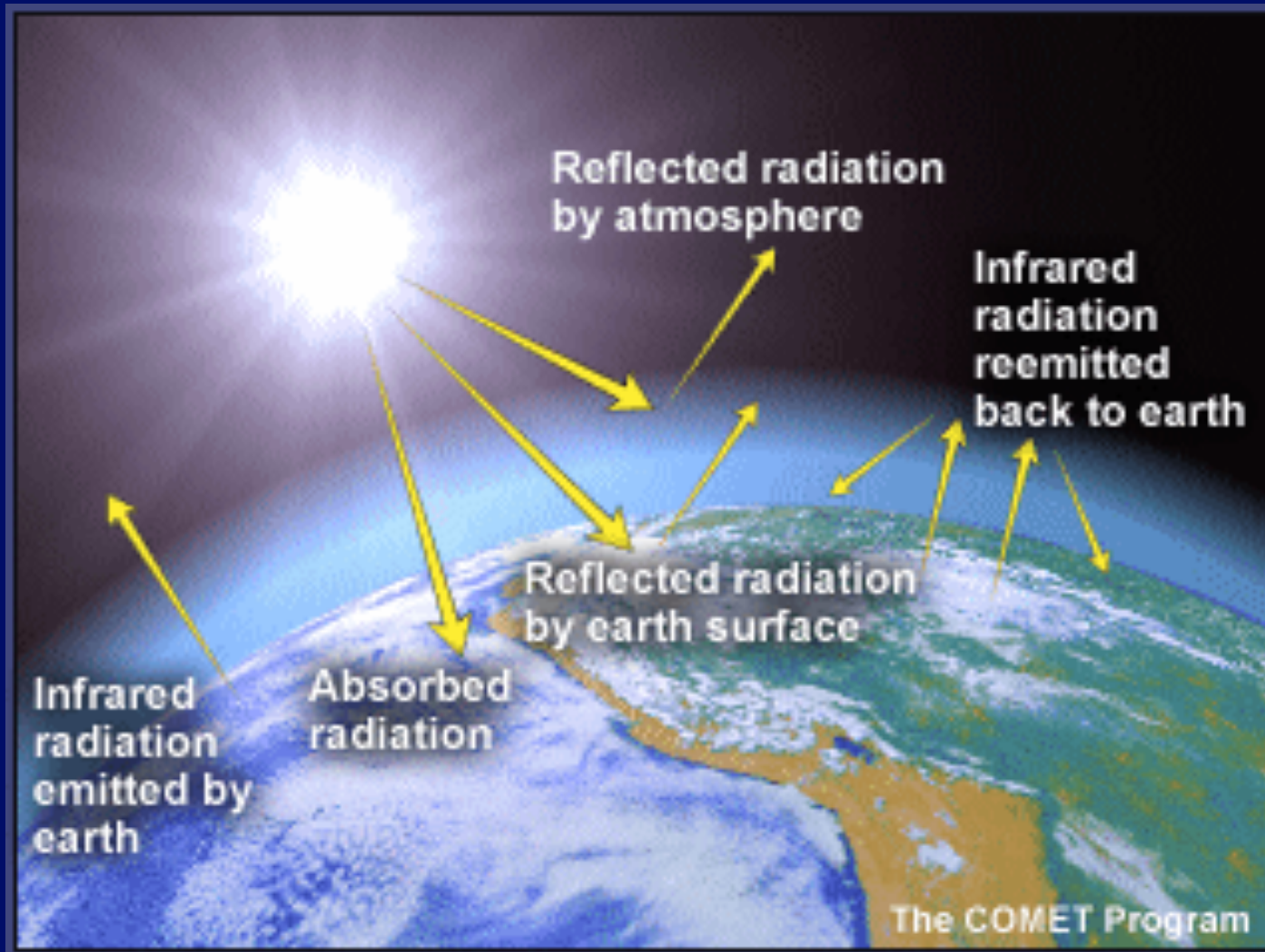
Clouds, Rock, Ice, Snow

Two extremes:

Runaway Greenhouse

Runaway Glaciation

Greenhouse effect



Terrestrial Planet Atmospheres

	Venus	Abiotic Earth	Mars	Biotic Earth
CO ₂ (%)	96	96	95	0.03
N ₂ (%)	~ 3	~ 3	2.7	79
O ₂ (%)	trace	trace	0.16	21
H ₂ O (%)	< 0.1	?	--	
Pressure (bar)	90	60	0.0061	1.0
T _{avg} (°C)	477	290	~ -50	15
T _{avg} (K)	750	563	~ 220	288

Recall from Chap. 3

$$T = 279\text{K} \left[\frac{(1 - A) L}{d^2} \right]^{1/4}$$

Rapid Rotation, Albedo

Apply to Venus, Mars

Venus

d 0.72 AU

A 0.80 (!)

T_{avg} 220

(no greenhouse)

T_{avg} 750

(actual)

Mars

1.52 AU

0.215

213

220



Venus: Basic Facts

Sister Planet:

$$R_v = 0.95 R_{\oplus}$$

$$d_v = 0.72 d_{\oplus}$$

BUT HOT!


Clouds: Sulfuric Acid droplets

Radar “Active” surface

Age < Age of Planet

But no large-scale plates

View of Venus from Radar Mapping



Evolution of the Atmosphere



Runaway Greenhouse

Example of positive feedback



Mars: Basic Facts

Smaller	$R_{\text{♂}} = 0.53 R_{\oplus}$
Less Massive	$M_{\text{♂}} = 0.11 M_{\oplus}$
Less Dense	$\rho_{\text{♂}} = 0.71 \rho_{\oplus}$


Mars year = 687 Earth days

Mars day = 24.5 Earth hours

Seasons

2 small moons (captured asteroids)

Mars



Ancient Volcanoes



Olympus Mons
The largest volcano in
the solar system
24 km high
Scarp is 550 km in
diameter

Polar Ice Caps




Image from the Hubble Space Telescope during close approach of Earth and Mars.

Runaway Glaciation (also positive feedback)

Thin atmosphere led to Weak Greenhouse

Cold temperature led to freeze-out of greenhouse gases

Temperature range now: $T = 175 - 300 \text{ K}$

Some places warm enough for liquid H_2O

but pressure is too low

Active in past, but not now: Fossil river beds

Liquid H_2O for $\sim 1 \times 10^9 \text{ yr}$ (and perhaps more recently)

Life?

Survive another $0.7 \times 10^9 \text{ yr}$ in frozen lakes?

Analogy to Antarctic lakes

Antarctica as a model for early Mars

Dry valleys: Mean $T = -20\text{ }^{\circ}\text{C}$

Annual precipitation $\sim 2\text{ cm}$

But $T > 0^{\circ}\text{C}$ for a few days in summer.

\Rightarrow Lakes are not frozen solid (though always ice-covered)

Algae & bacteria photosynthesize in lakes

Also lichens in rocks

Lake Vostok below ice for about 0.5 Myr

Were there similar situations on Mars?

If life arose on Mars, it might have lasted a while

Viking Mission

2 spacecraft 1976

1. Chryse Planitia 22° N. Lat

2. Utopia Planitia 48° N

Cameras, ...

Organic Matter Analysis

3 life detection experiments

Sampler arm

Organic Matter Analysis

- Could detect carbon molecules
 - Few/billion if more than 2 Carbons
 - Few/million if 1 or 2
 - 100 to 1000 times less than desert soils
 - Could be left over, brought by asteroids, ...
- No organic molecules found

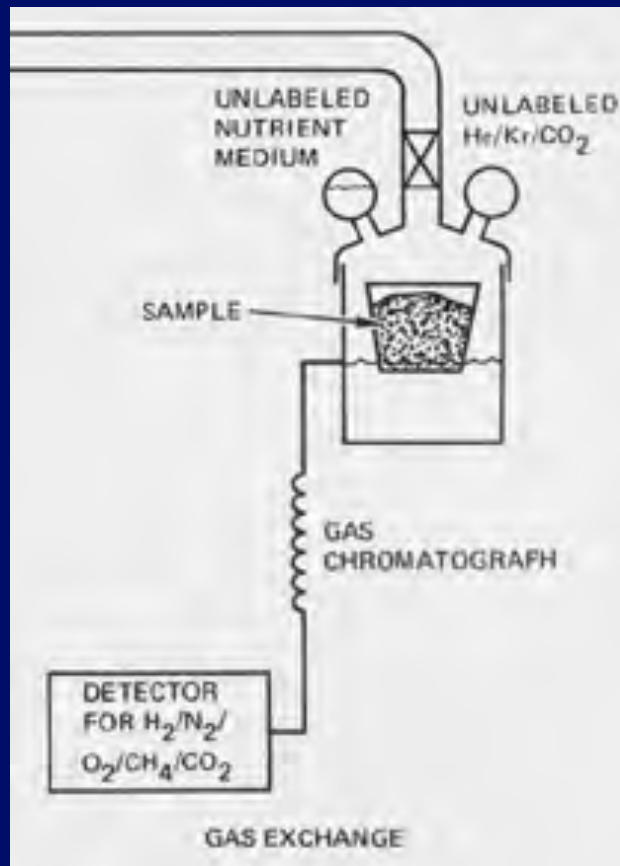
Life Detection Experiments

- All assumed microscopic soil organisms
 - Fairly near surface (shallow trench)
 - Either heterotrophs
 - Feed and look for signs of metabolism
 - Or autotrophs
 - Look for signs of photosynthesis
 - If signs of life, do a control experiment
 - Sterilize first

Gas Exchange Experiment (GEX)

- Most earth-biased
 - Assumed Martians would like chicken soup
 - Pressurized, warmed to 10 C
 - First mode: humidify
 - N₂, Argon, CO₂, O₂ released
 - O₂ required chemical reaction
 - Second mode: wet, nutrients
 - Monitor for 6 months, no further activity
- No sign of metabolizing, earth-like life

Gas Exchange Experiment

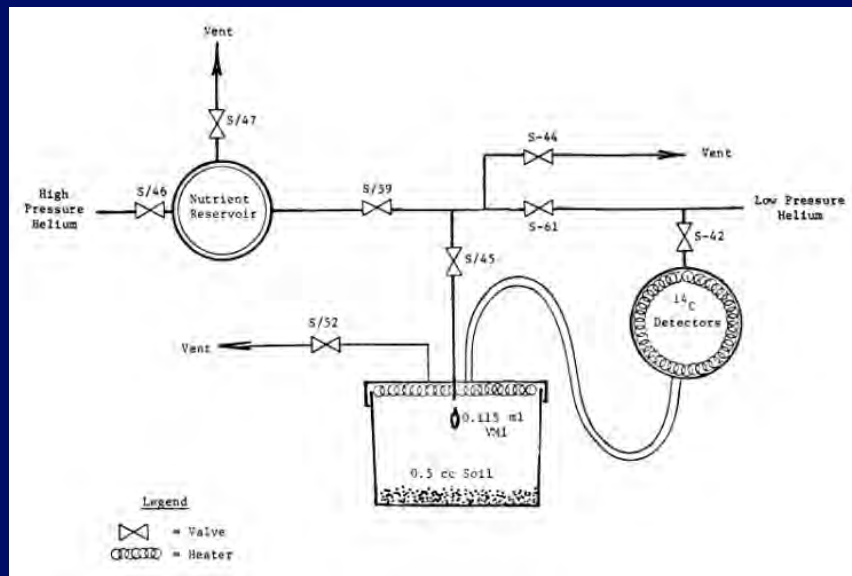


- Looks for metabolism
- Detects gaseous products
- Using gas chromatograph

Labeled Release Experiment

- Assumed metabolizing Martians
 - But less Earth like
 - Simpler mix of nutrients, labeled with ^{14}C
 - Metabolizing organisms produce $^{14}\text{CO}_2$
 - Very sensitive to small amounts
- Results: immediate release of $^{14}\text{CO}_2$
 - No further release when more added
- Chemical, not biological, reaction suspected

Labeled Release

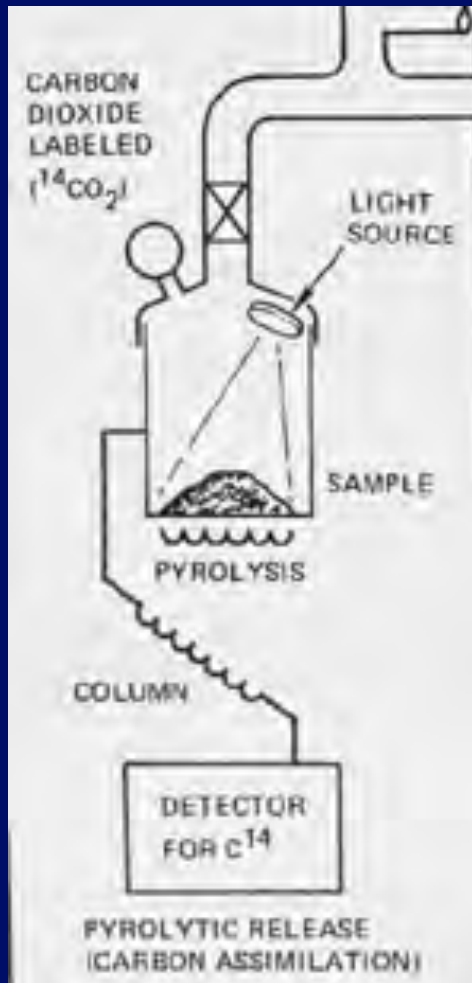


- Looks for metabolism
- Nutrients labeled with ¹⁴C

Pyrolytic Release Experiment (PR)

- Assumed photosynthesizing autotrophs
 - Adapted to Mars
 - Supply light, Martian atmosphere
 - But label with $^{14}\text{CO}_2$ and ^{14}CO
 - After incubation, remove gases
 - Burn up (pyrolize)
 - Look for $^{14}\text{CO}_2$ from burned-up Martians
 - Interesting Results

Pyrolytic Release



- Looks for autotrophs
- Supplies gases
- Labeled with $^{14}\text{CO}_2$

Pyrolytic Release Results

- First experiment gave positive result
 - Could be about 100 to 1000 bacteria
 - Could have escaped detection with GCMS
 - Repeat with sterilized sample (175 C, 3 days)
 - Reaction reduced, but not eliminated
 - Further controls, lower T sterilization
 - Little change in results
- Conclusion: most likely a chemical reaction

Summary of Viking Results

No organic molecules found

Some **apparent** activity in pyrolytic release expt.

Could be photosynthesis by 100 - 1000 bacteria

They could have escaped detection by organic matter analysis

But, sterilized controls did same thing

⇒ chemical, not biological, reaction

Surface is strongly oxidizing (UV)

⇒ Organic matter would be destroyed

⇒ Experiments not designed for this

⇒ Oxygen rich compounds on surface can react like life

To find current Martians (or fossil Martians)....

Dig Deeper!

And remember that your experiments determine what
you can find...

More Recent Mars Missions

- Pathfinder/Sojourner 1997
- Global Surveyor 1998
- Mars Odyssey 2002
- Mars Express (ESA) 2003
 - Beagle crashed (life detection)
- Mars Rovers 2004
 - Spirit and Opportunity
- Phoenix (NASA) landed in 2008
- Curiosity Rover landed in 2012


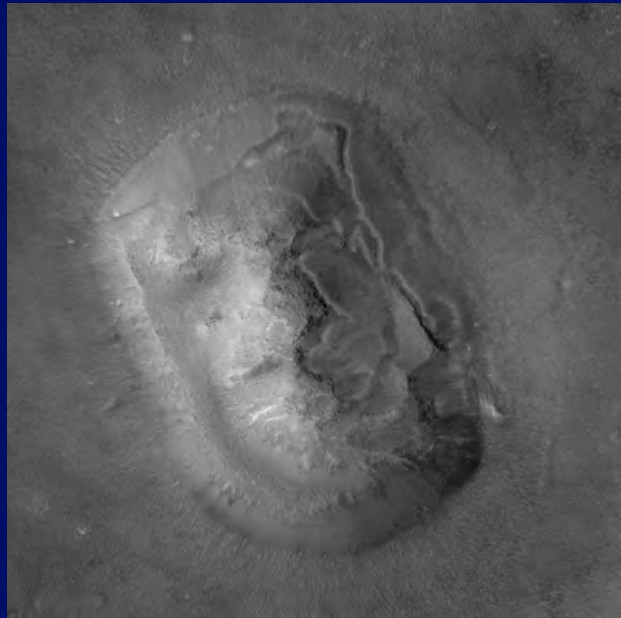
Global Surveyor

Mars Global Surveyor

<http://mars.sdsc.edu/mgs/index.html>

1998 - in orbit around Mars

The “Face” on Mars gets erased



Viking

Surveyor

And with Mars Odyssey

Global Surveyor Results

Located areas of floods within last few million years (few impact craters)

Apparently from underground
Out through volcanic fissures

- Like a geyser - suspect large aquifer a couple of miles below surface

› Or maybe snow

(Feb. 2003)

Mars Odyssey Website

Mars Odyssey Results

Mapping from Orbit

Gamma ray spectrometer

Cosmic rays excite nuclei on surface
to emit Gamma rays



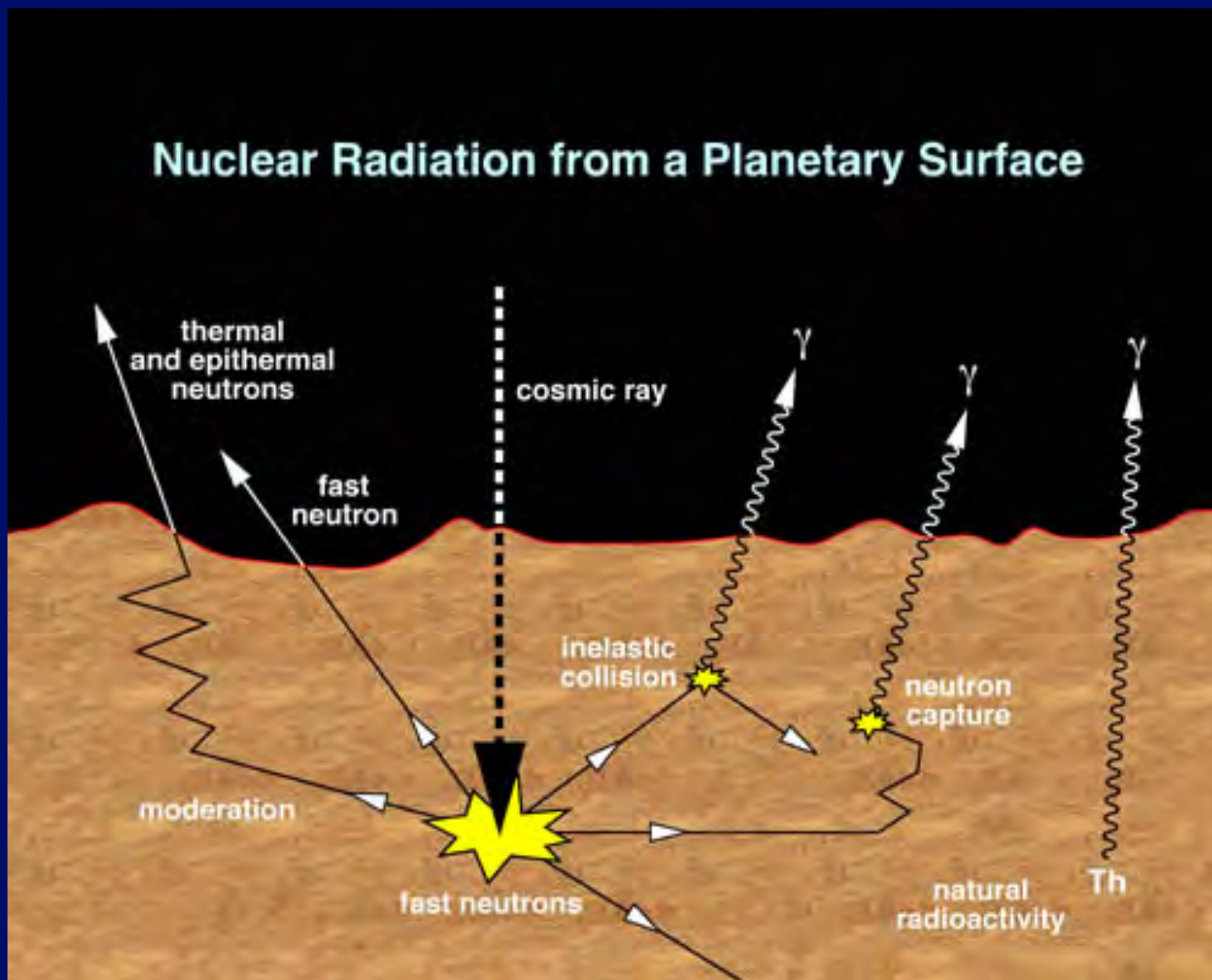
Wavelength of gamma rays characteristic of element

Also neutron detector

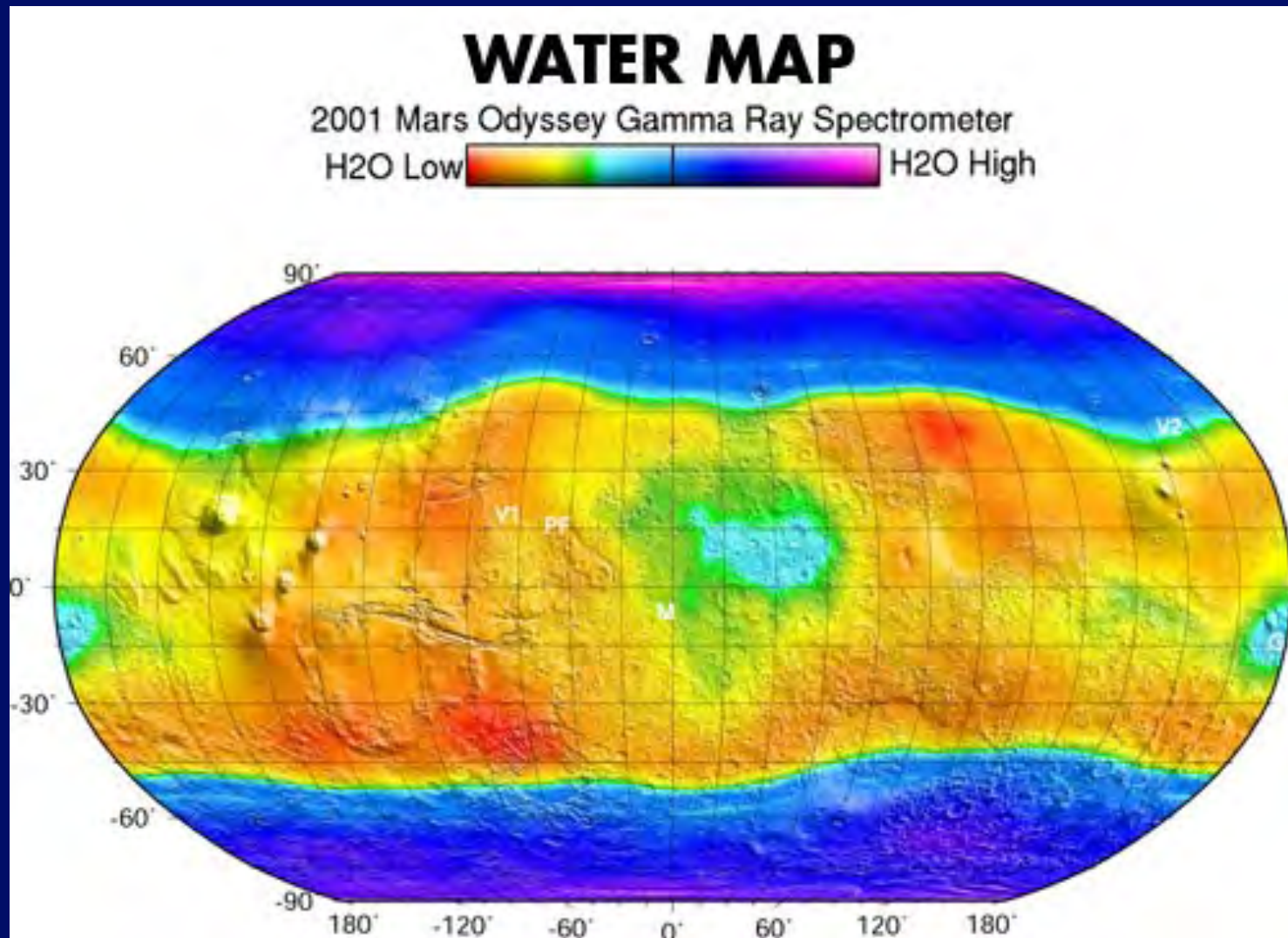
Can detect hydrogen (stand in for H_2O) in top meter

Evidence indicates substantial H_2O near poles

Mars Odyssey

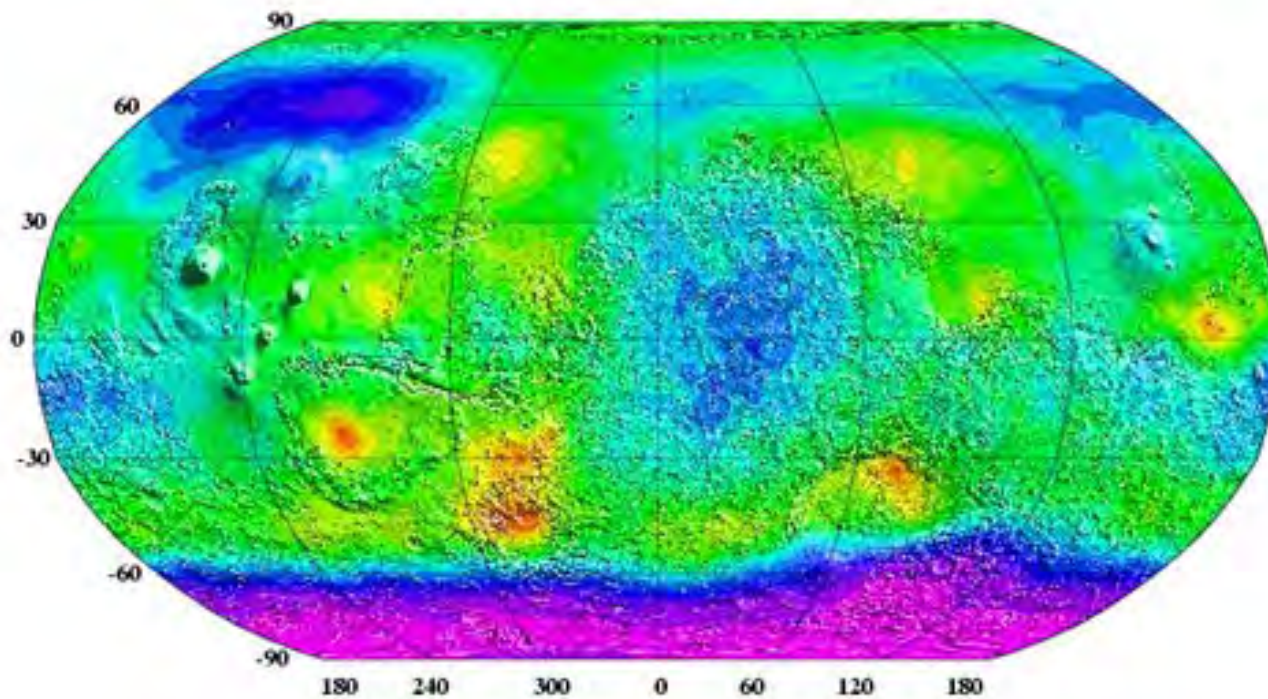


2001 Mars Odyssey Water Map



Mars Odyssey

LATE SOUTHERN SUMMER




Epithermal Neutrons

H₂O-Rich

H₂O-Poor




Mars Express



- Walls of Candor Chasma
- Part of Valles Marineris
- Appears to be erosion
- Liquid water?

Mars Express

- Branching channels
- More evidence of water?



copyright ESA/DLR/FU Berlin (G. Neukum)

Mars Rovers

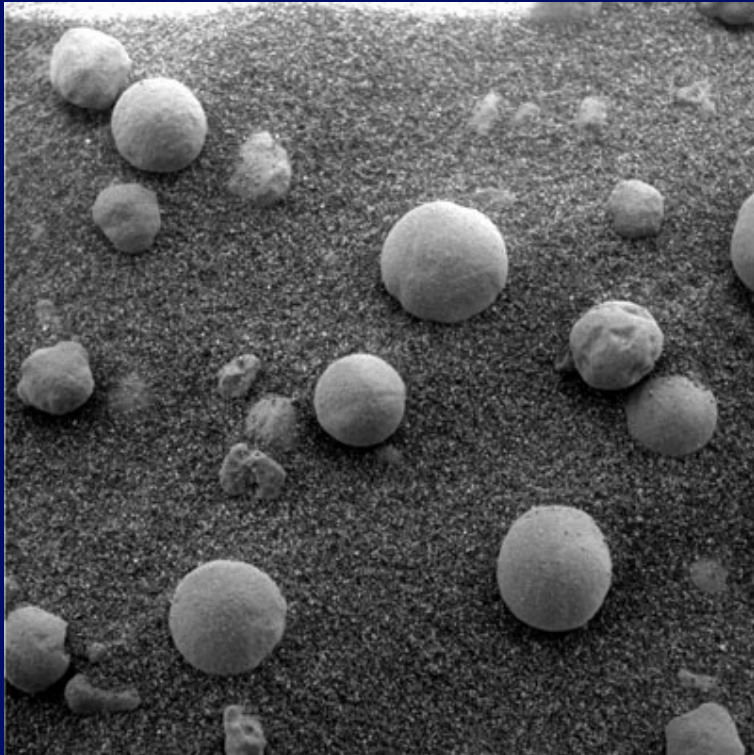
- Two Landers (Spirit and Opportunity)
- Both rovers that have explored 5 to 10 km
- Can dust rock, drill into it, analyze dust, rock
- Spirit did not revive after Mars winter in 2010
- Opportunity still going in February 2013
 - (**much** longer than expected)
- <http://marsrovers.jpl.nasa.gov/home/index.html>

Panorama from Spirit



Looking back at tracks. Taken May 2004

More evidence of water



Picture from Opportunity
Beads of hematite
Called “blueberries”
Eroding out of rock
Usually form in liquid
water
This implies standing
water at this site.


Mars Reconnaissance Orbiter

- Orbiter with variety of instruments
 - Launched Aug. 2005, arrived Mar. 2006
 - <http://mars.jpl.nasa.gov/mro/>
 - Detailed minerals, subsurface water
 - Resolution down to 1 m
 - Evidence of fluid (gas or liquid) along cracks originally underground

Phoenix Lander

- Phoenix (NASA)
 - Launch Aug. 2007, landed near North pole
May 2008, Last contact in Nov. 2008
 - Winter, less sunlight, loss of solar power
 - Dug trenches, did chemical analysis
 - Some problems, soil was sticky
 - Clearly there was ice in the soil


Phoenix sees frost on Mars



Curiosity Rover

- Most ambitious yet (landed 2012)
 - In Gale Crater
 - Drill, sampling arm, many analysis tools
 - So far, has focused on drilling into rocks
 - Expect more news

Artist's Conception of Curiosity on Mars



Meteorites from Mars

- Easy way to get pieces of Mars to study
- Asteroid impact on Mars knocks off pieces
- Some land on Earth
- Antarctic ice is good place to find meteorites
- <http://www2.jpl.nasa.gov/snc/>

Los Angeles 2002



Martian meteorite found in LA county in 1999

245 gm

AIH 84001

1.9 kg (softball-sized) found in 1984 in Allan Hills Region (AIH)

A few meteorites (~12) are so similar to Mars

Minerals & isotope ratios, that they are assumed to come from Mars

1994 AH84001 joined the Mars club

History: formed from magma $\sim 4.5 \times 10^9$ yr ago

Fractured by meteorite impact

Carbonate globules, ... in cracks $\sim 3.6 \times 10^9$ yr ago

Blasted off Mars by impact 17×10^6 yr ago

Fell to Earth 13×10^3 yr ago

So, known to be from Mars before issue of life arose

Signs of Life?

McKay et al., *Science*, **273**, 924 (Aug. 16, 1996)

Found in fractures - $\sim 3.6 \times 10^9$ yrs old

When water existed

1. PAHs - can be produced by breakdown of biological tissues

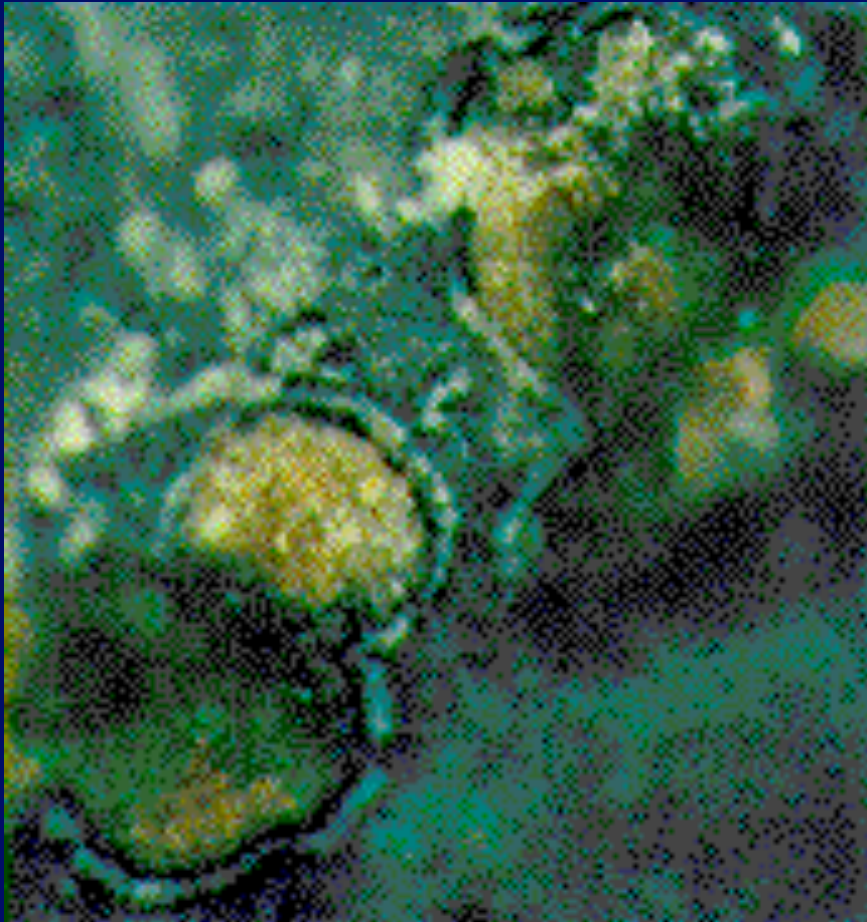
Contamination from Antarctic Ice?

Different mixture of PAHs

Not necessarily biological - also found in space, interplanetary dust, other meteorites, ...

Associated with carbonate globules

Carbonate globules



Evidence of liquid water
formation temperature
is disputed

2. Carbonate Globules (50 μm across)
cores of manganese & rings of iron carbonate
and iron sulfide
similar to globules associated with bacterial
action in liquid on Earth

Can form without bacteria on Earth

Dispute about temperature at which globules
formed

3. Magnetite Grains 100 nanometers (nm) ($100 \times 10^{-9} \text{ m} = 0.1 \text{ } \mu\text{m}$)

Shapes similar to crystals produced by bacteria on Earth

Other shapes seen by other workers

Whisker shapes suggest formation in hot fumaroles

4. Fossilized Bacteria?

With scanning electron microscope, see

bacteria-like shapes (20 - 100 nm long) similar to those seen in Earth rocks near hot springs

(R. Folk - UT Austin) described as nanobacteria

~ 10 - 100 × smaller than normal bacteria

Are these artifacts of process used by microscope (gold coating)?

Need to section and look for membrane - very difficult

Martians??



Later Developments

1. Several studies support lower temperature for carbonate globule formation - consistent with life
 2. Folk finds similar shapes in Allende meteorite (not from Mars)
- 2011: Claim of cyanobacteria-like fossil organisms in several carbon-rich meteorites.

4. Bada et al., 1998, Science **279**, 362 Found amino acids, suggestive of terrestrial contamination
5. Many more meteorites from Mars being found.

Venus Express Orbiter

- Venus Express Orbiter, an ESA mission
 - Launched Nov. 2005, arrived Apr. 2006
 - Studying atmosphere, surface with radar
 - Learning about methods of water loss
 - [http://www.esa.int/SPECIALS/
Venus_Express/SEM0D3808BE_0.html](http://www.esa.int/SPECIALS/Venus_Express/SEM0D3808BE_0.html)