

Communication, 2.

Search Strategies

- Basic Problem: where to look?
- Possible Scenarios
 - Powerful, omnidirectional beacons
 - Implies very advanced civilization
 - Seeking to attract attention of new civilizations
 - Nearby, not so advanced, broadcasting to us
 - Unlikely
 - Detect leakage radiation

Leakage Radiation

- Various sources
 - TV, radio, ...
 - Repeatable pattern due to Earth rotation
 - Defense radars
 - Most powerful, but won't repeat

TABLE 20-1

ESTIMATED POWER OUTPUT OF VARIOUS RADIO-PHOTON SOURCES THAT OPERATE AT FREQUENCIES GREATER THAN 20 MHz

Source	Frequency Range (MHz)	Number of Transmitters	Fraction of Time that Transmitters Emit	Per Individual Transmitter		Total Average Power Radiated (watts per hertz of bandwidth) ^a
				Maximum Power Radiated (watts)	Effective Frequency Bandwidth (hertz)	
Citizen-band radios	27	10,000,000	1/100	5	2	200,000
Professional landmobile radios	20-500	100,000	1/10	20	1	200,000
Weather, marine, and air radars	1000-10,000	100,000	1/100	10,000 to 1,000,000	1,000,000	10 to 1000
Defense radars ^b	400	2	1/10	10,000,000,000	0.1	20,000,000,000
FM radio stations	88-108	10,000	1	4000	0.1	400,000,000
TV stations (for photons that carry picture, not sound)	40-850	2000	1	500,000	0.1	10,000,000,000

^aThe last column shows the power radiated *per hertz of bandwidth*. Systems that cover a wider bandwidth (most noticeably, weather, marine, and air radars) will radiate a greater total power over *all* frequencies than this column would suggest. This table, as well as Figures 20-7, 20-8, and 20-9 follow the results of a study made by W. Sullivan III, S. Brown, and C. Wetherill in *Science*, vol. 199, p. 377, 1978.

^bWe have considered only the most powerful defense radars; these dominate the total power output from all such radar systems.

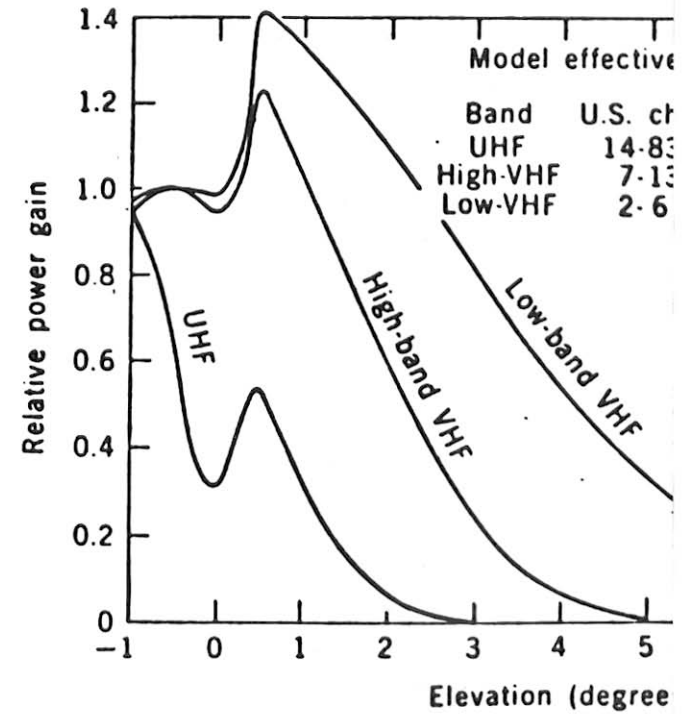
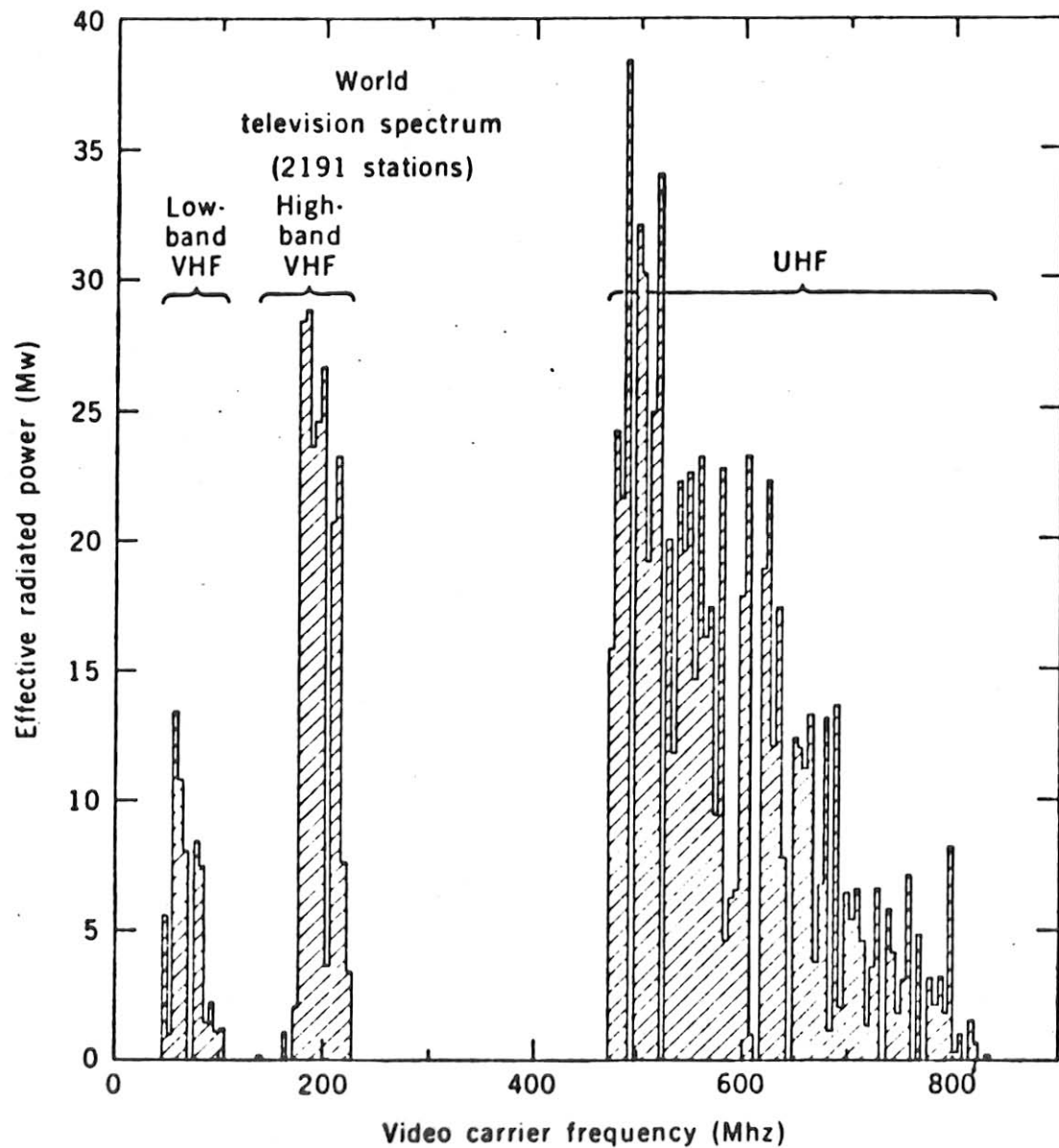
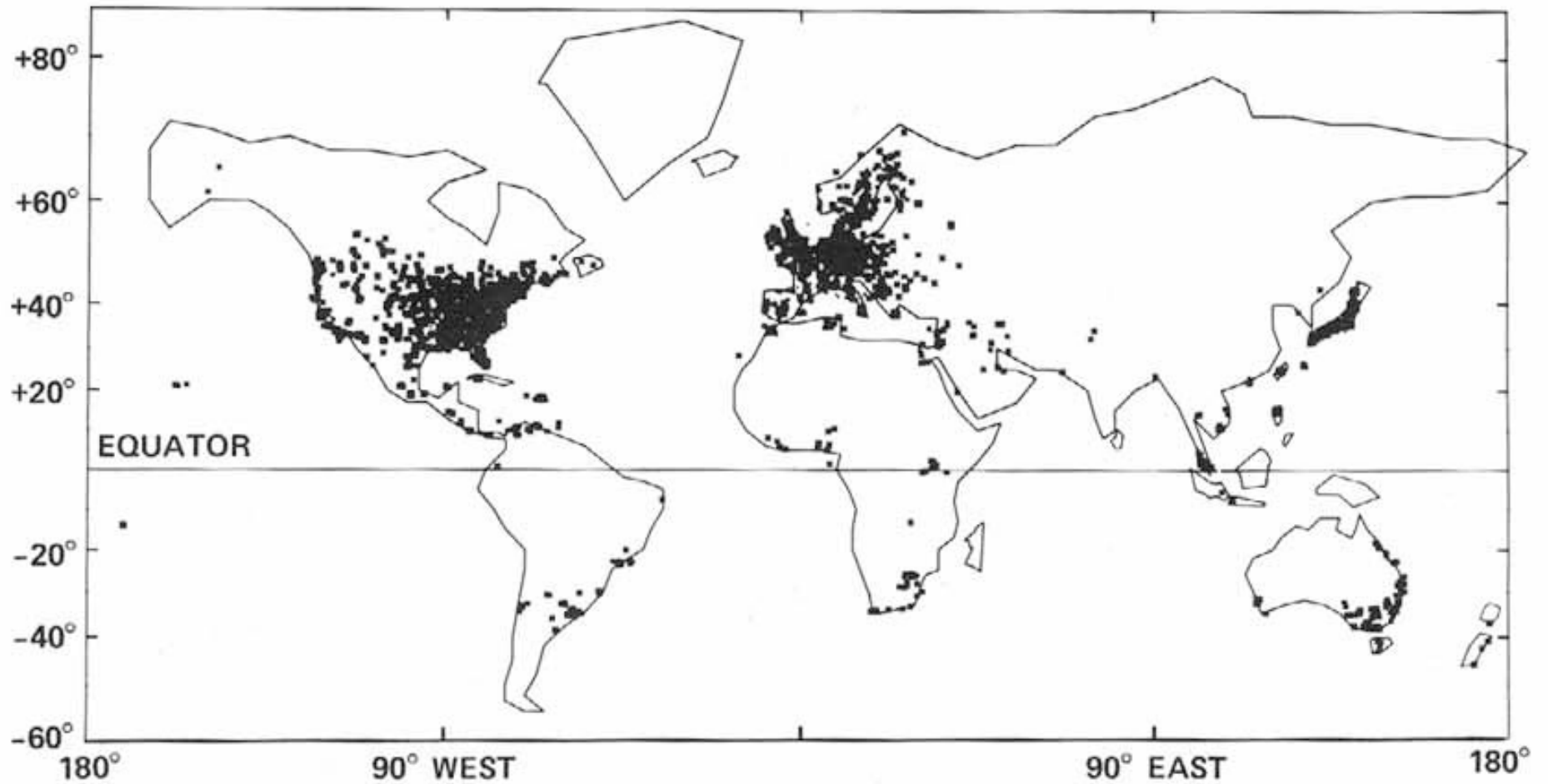
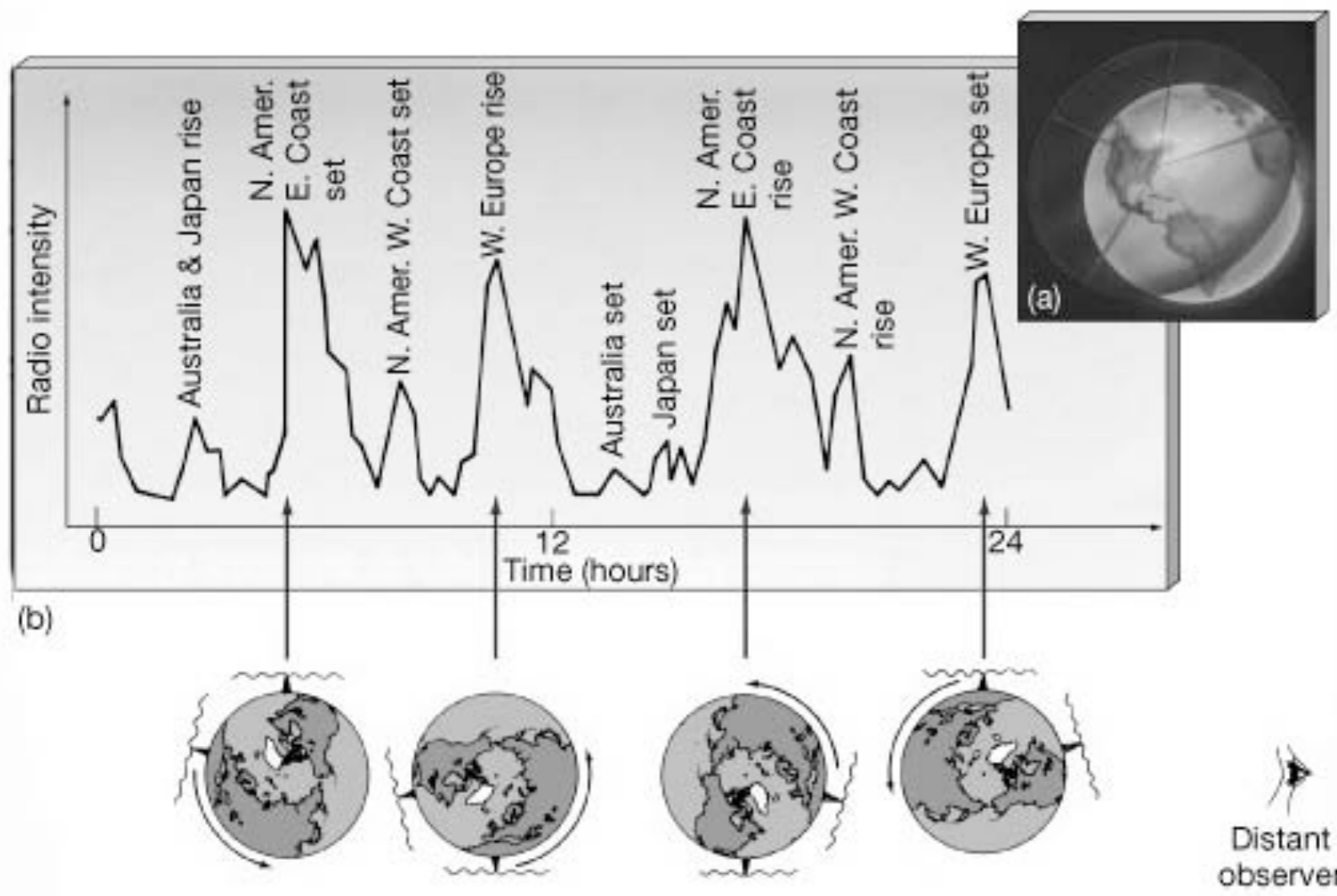


Fig. 3 (left). World television spectrum, show which the most power is radiated (5-Mhz-v primary bands (channels 2 to 6, 7 to 13, and States) are also indicated. A distant extraterrestrial frequency resolution of 5 Mhz would at a spectrum roughly of this shape. Fig. 4 antenna power patterns adopted in the model television frequency bands. The radiation is isotropic to the local horizon of each transmitter and directional in azimuth.

World Television Transmitters





Television Leakage (kW)

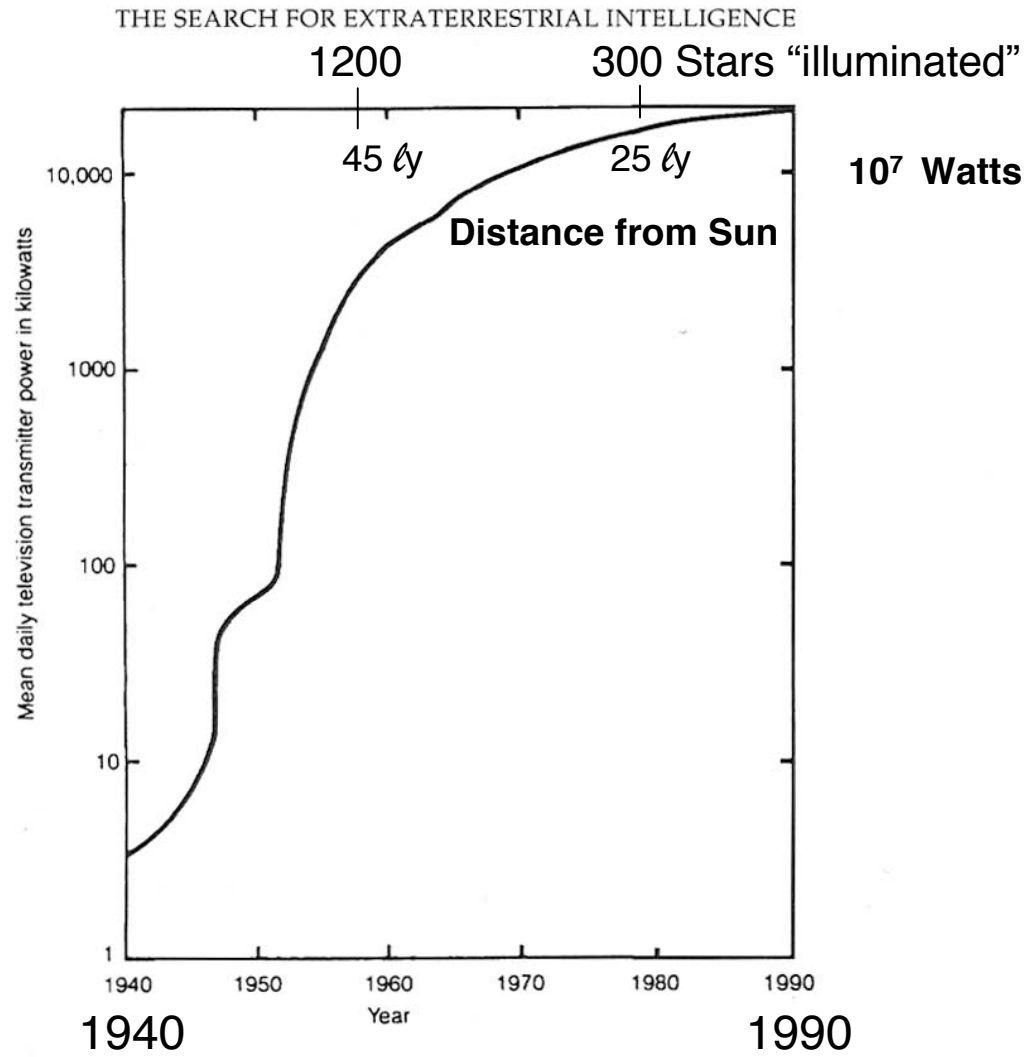


Figure 19.8 The Earth's power output in the radio region of the spectrum has increased many thousandfold since the start of the World War II in 1939.

The Cosmic Haystack

Frequency

Large frequency range

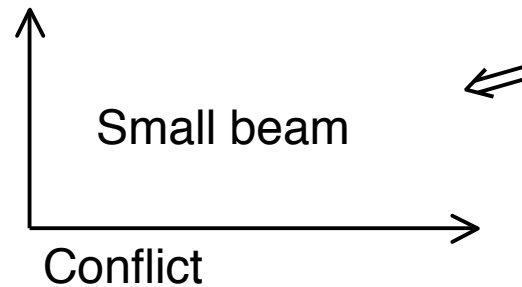
But narrow channels



Lots of channels

Direction

Large number of directions



Sensitivity

$$S \propto D^{-2} t^{-1/2}$$

want small S

Large telescope

Long time per direction

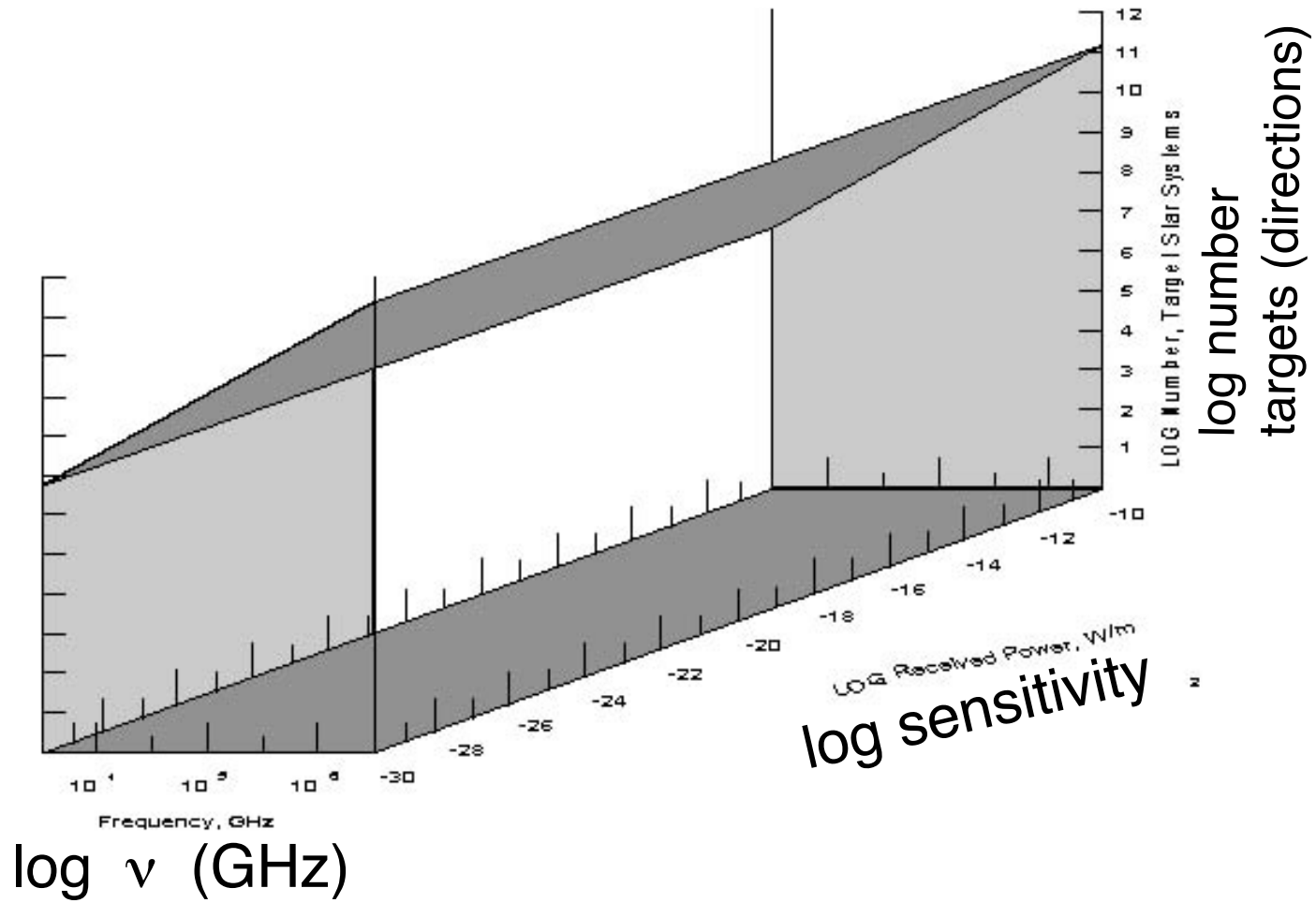

Strong signals, unknown origin

⇒ Small telescope, short t , cover sky

Weak signals, nearby stars

⇒ Large telescope, longer t , only stars

Cosmic Haystack



INTERSTELLAR RADIO AND TELEVISION MESSAGES

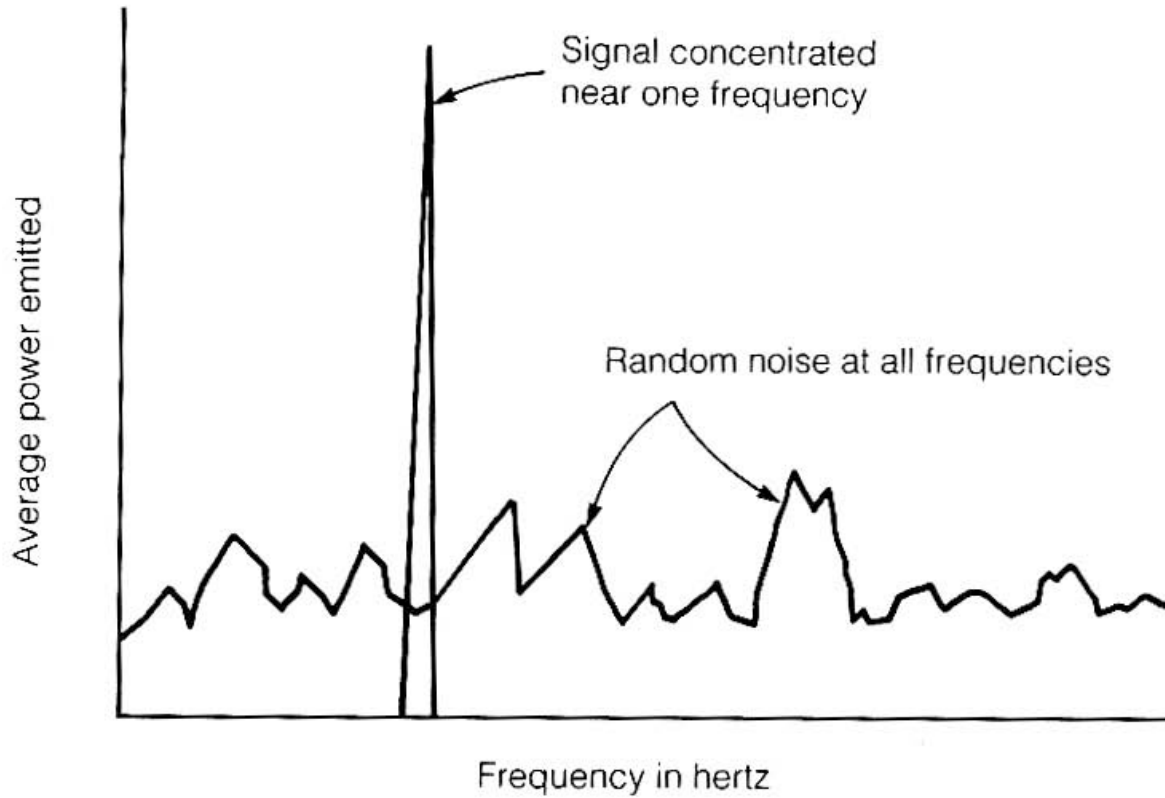
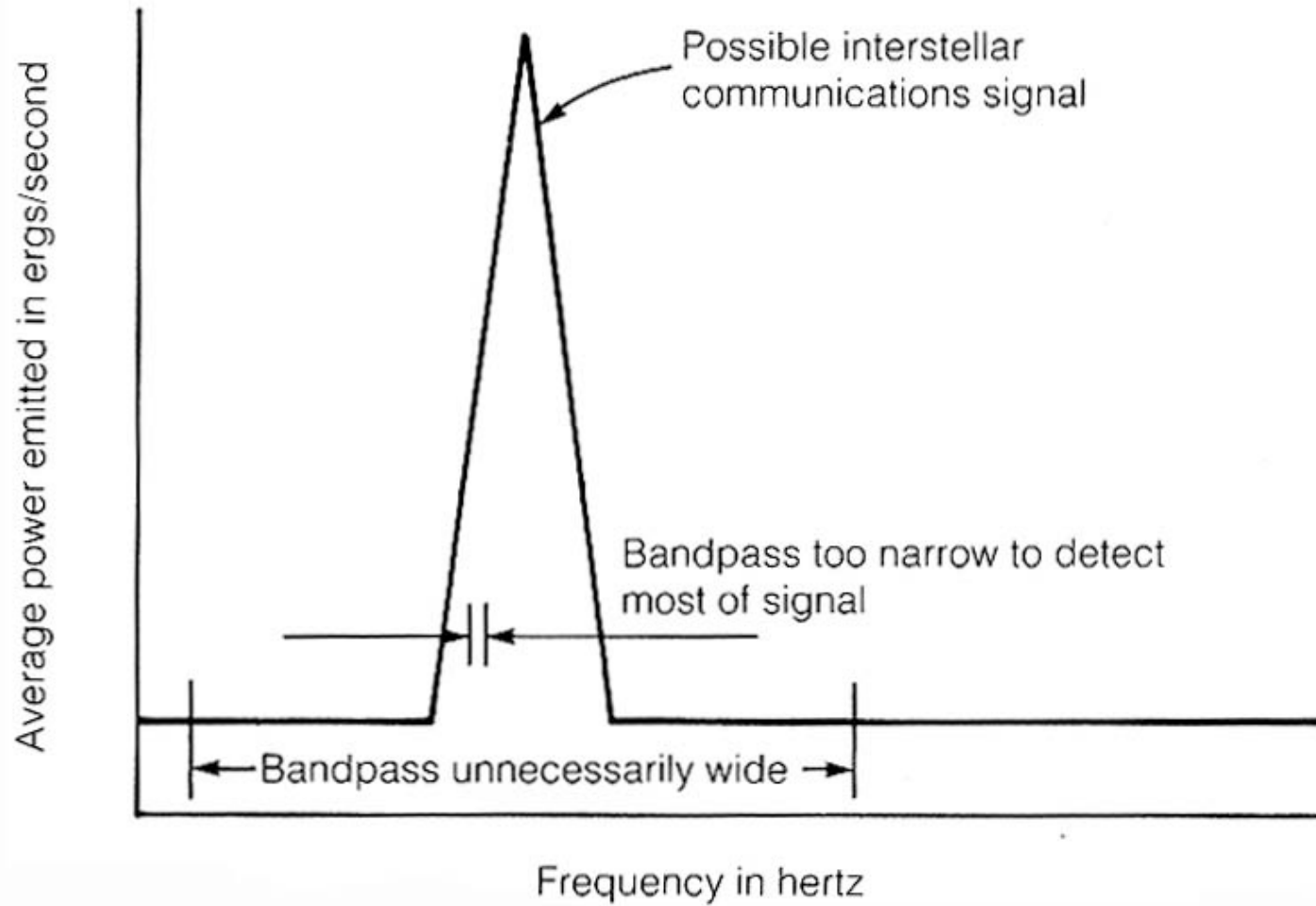
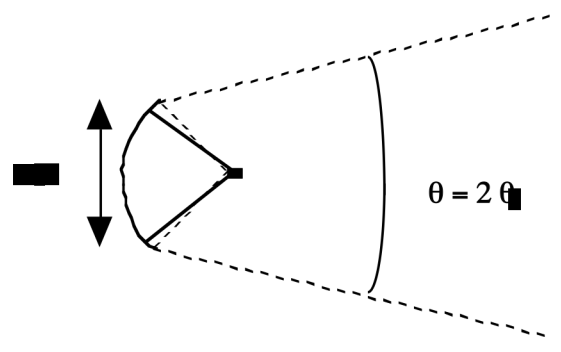
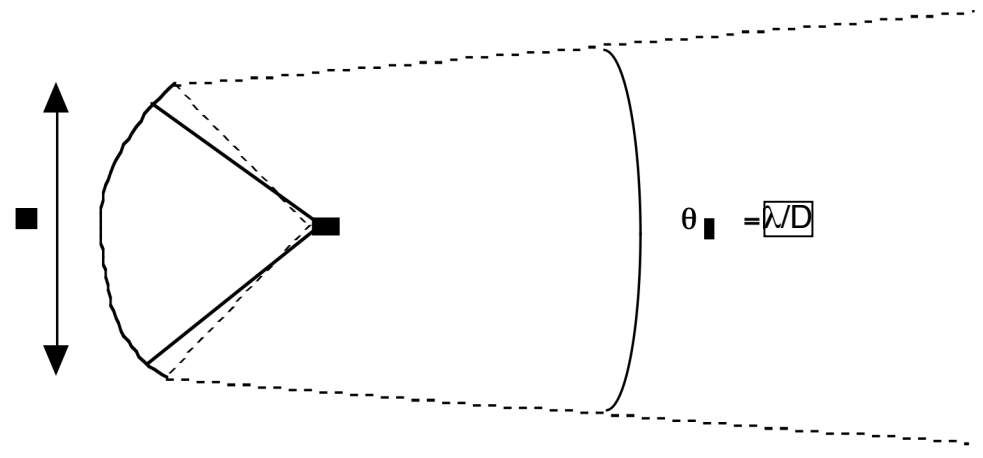
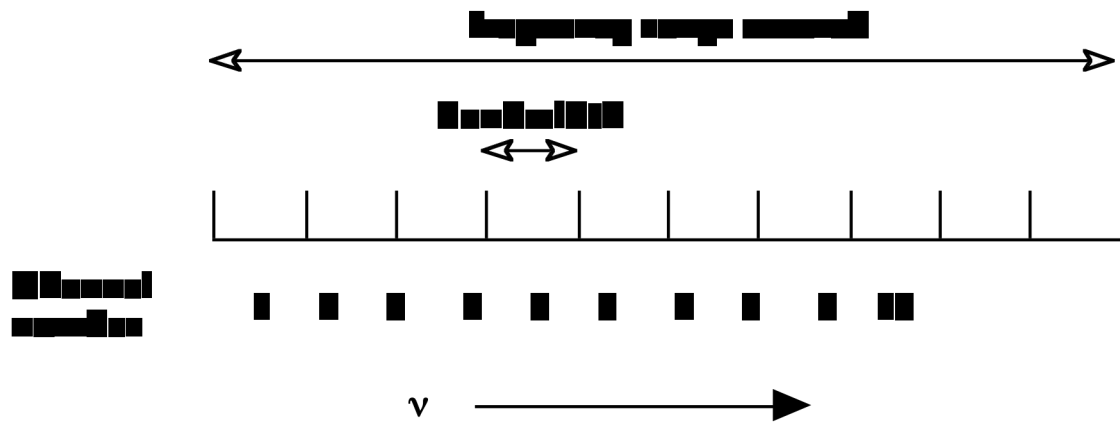


Figure 19.5 Concentrating a signal into a narrower bandpass makes it much easier for the signal to stand out against the background noise that exists at all frequencies.

THE SEARCH FOR EXTRATERRESTRIAL INTELLIGENCE





The Cosmic Haystack

Frequency

Large frequency range

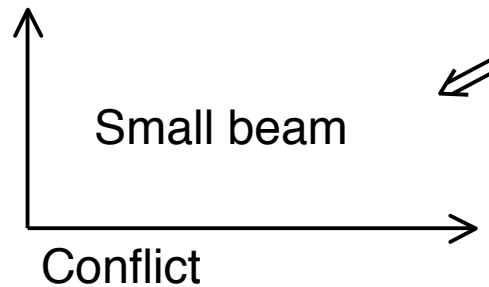
But narrow channels



Lots of channels

Direction

Large number of directions



Small beam

Conflict

Sensitivity

$$S \propto D^{-2} t^{-1/2}$$

want small S

Large telescope

Long time per direction

Strong signals, unknown origin

⇒ Small telescope, short t , cover sky

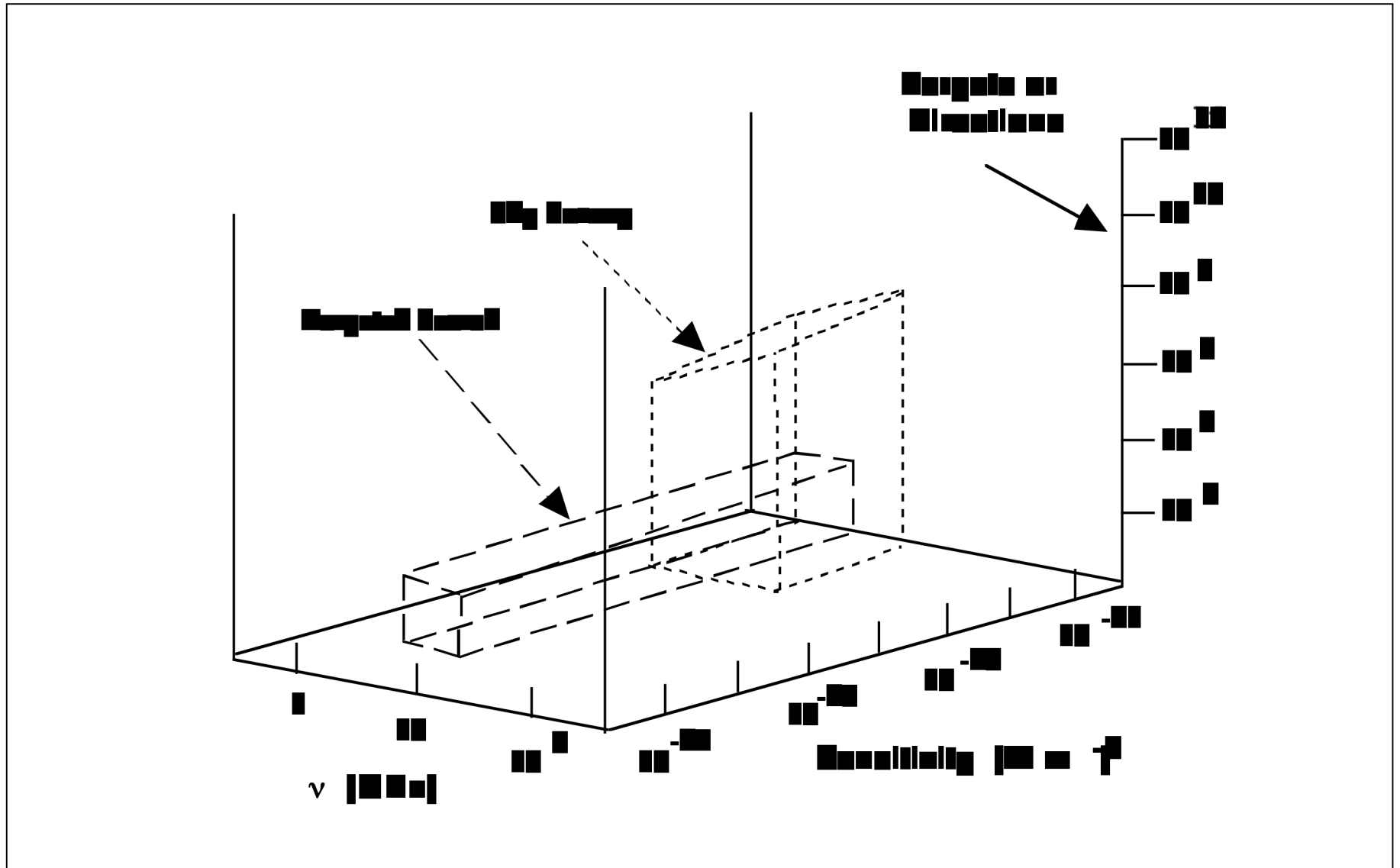
Sky Survey

Weak signals, nearby stars

⇒ Large telescope, longer t , only stars

Targeted Search

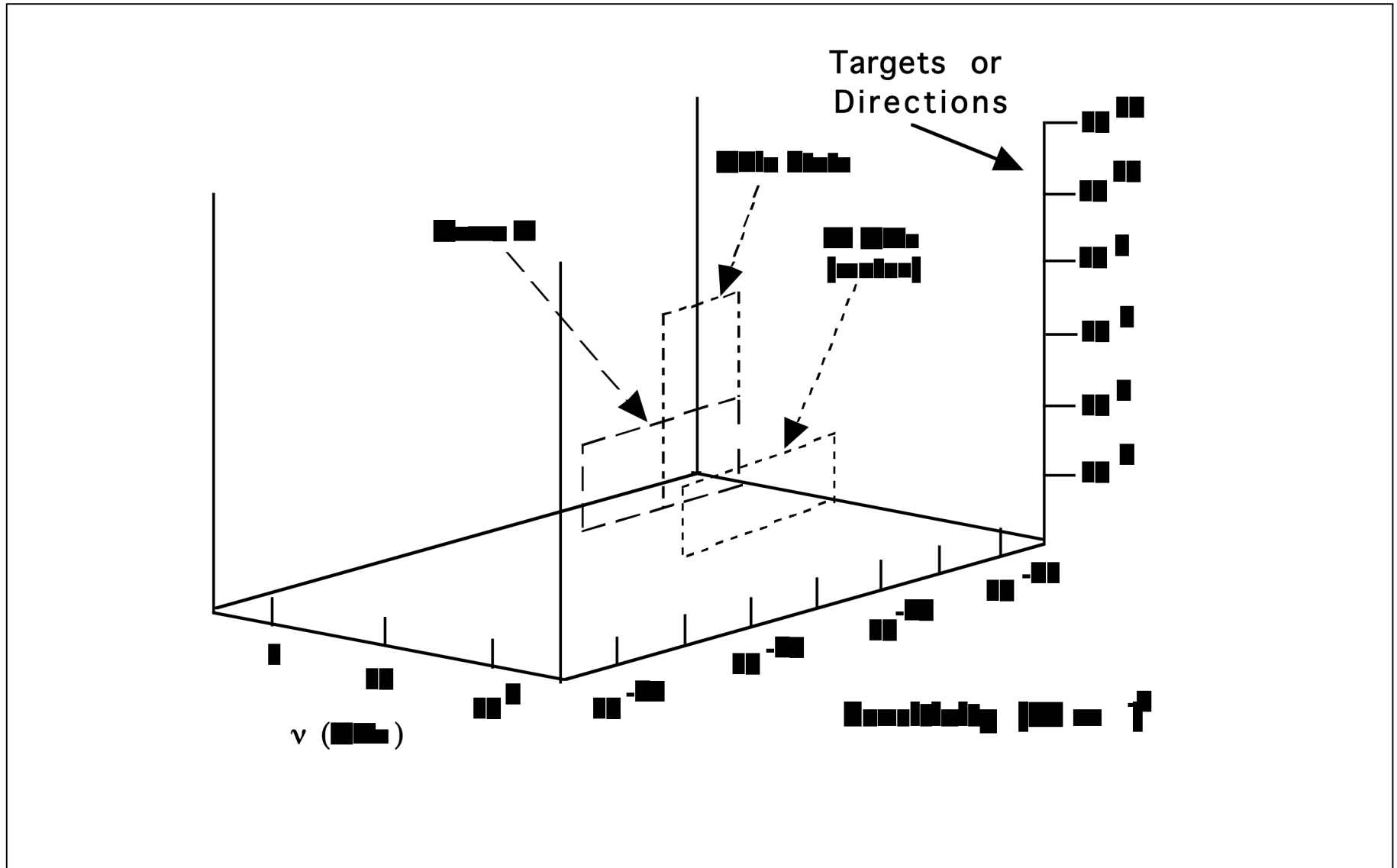
Targeted Search vs Sky Survey



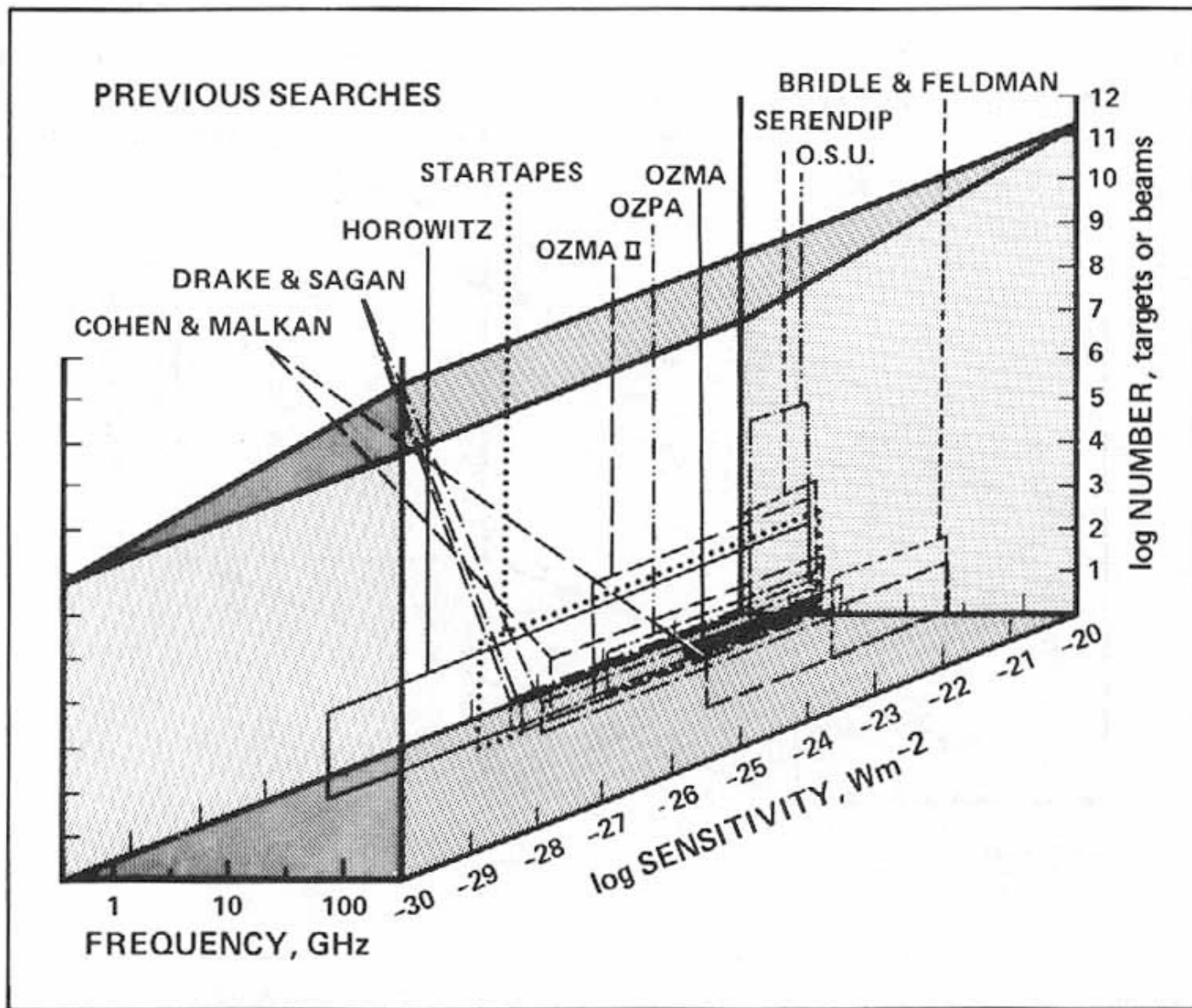
Some Searches for ETI

<u>Year</u>	<u>Names</u>	<u>Frequency (MHz)</u>	<u>Telescope size (m)</u>	<u># of stars</u>
1960	Ozma (Frank Drake)	1420	26	2
1972	Ozma II (Zuckerman & Palmer)	1420	91	602
1985	Meta (Horowitz; Planetary Soc.; Spielberg) [8 million channels]	1420	26	All sky
1992	NASA search	<div style="display: flex; align-items: center;"> <div style="font-size: 4em; margin-right: 10px;">{</div> <div style="text-align: center;"> 1200-3000 + selected ν Up to 25 GHz </div> <div style="font-size: 4em; margin-left: 10px;">}</div> <div style="margin-left: 10px;"> \rightarrow </div> </div>	300	244
<div style="text-align: center;"> \uparrow Oct. 12, 1992 </div>	Discrete source made		34	800
	All sky Survey [10 million channels +?] 2 million in 1992 ; ~ 16 million in 1996	1000 - 10,000 + selected ν	34	All Sky

Some Searches



Previous Searches



SERENDIP - SETI@home

- Latest version:
SERENDIP IV
Uses Arecibo telescope
while regular obs.
going on

$\nu = 1420 \text{ MHz}$

$5 \times 10^{-25} \text{ W m}^{-2}$

very sensitive

Data analyzed by screen savers
on millions of PC's SETI@HOME



Report on Project META
Megachannel Extra Terrestrial Assay

Horowitz & Sagan, 1993, *Astrophysical Journal*, **415**, 218.

5 years of searching at 1.420 GHz

8×10^6 channels

channel width: 0.05 Hz

coverage: 400 kHz

Covered sky 3 times

1.7×10^{-23} W m⁻²

37 candidate events: narrow-band, apparently not interference

But none repeated

8 signals truly hard to explain as noise

Probably electronic “glitches”

But some tendency to lie in plane of galaxy \Rightarrow extraterrestrial
?

Nothing convincing yet.

FIG. 5a

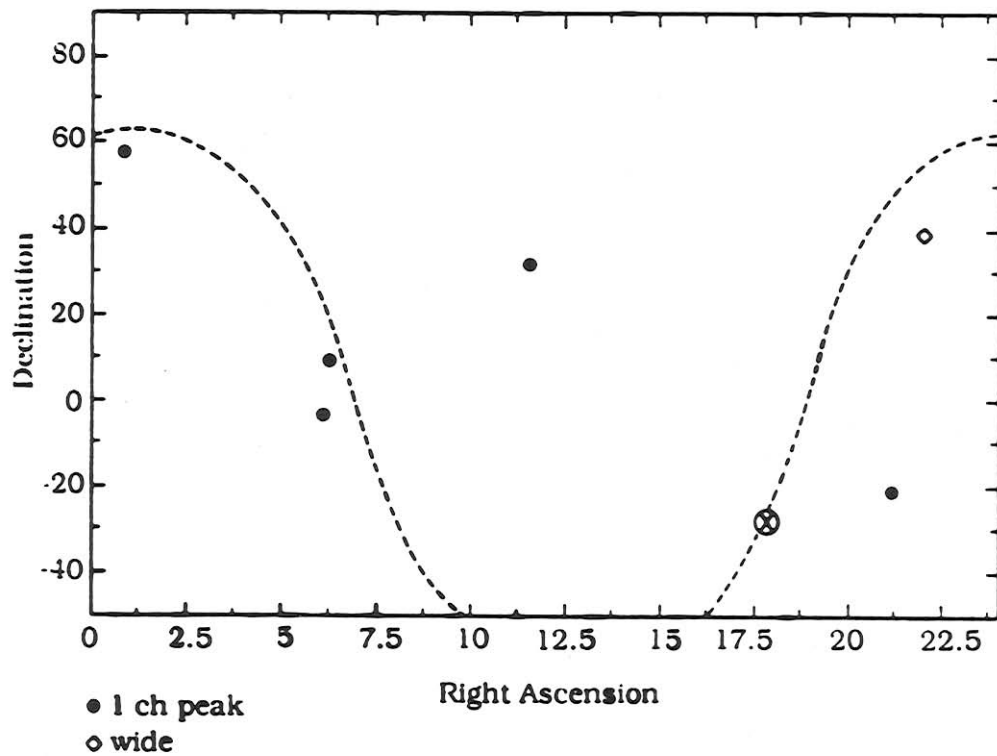


FIG. 5b

5.—Coordinates of strong spectral features for run A (1420 MHz). Thresholds are (a) $22P_0$ and (b) $28P_0$. The dashed line is the Galactic plane center.

BETA

Successor to META

2.5×10^8 channels

0.5 Hz channel width

Covers 1.4 - 1.7 GHz in 8 steps

Sensitivity: 2×10^{-22} W m⁻²

Started 1995, suspended in Spring 1999

(antenna blew off mount!)

repairs underway

NASA Search

To ~~begin~~ ~~ended~~ ^{revived?} Oct. 12, 1992

Microwave Observing Program (MOP)

Main improvement: frequency coverage

2 parts:

1. All sky survey - JPL - run

Telescopes of modest 34-m diameter

California, Australia, ...

Cover 1 - 10 GHz

2×10^6 channels 16×10^6 channels (~ 1996)

Channel width: 20 Hz

Coverage: 40 MHz , 320 MHz

right and left circular polarization

Sensitivity: only spend a few sec. per direction

⇒ strong signal

(Arecibo Planetary Radar)

out to 25 ly

Timespan: 6 years to cover sky once

2. Targeted search - Ames - run
(~ 800 Nearest (< 75 ly) stars like Sun)
Largest telescopes available:
Arecibo 300 m (244 stars)
+ Australia, France, ...
Cover: 1 - 3 GHz
16 × 10⁶ channels
Channel width: 1 Hz

Coverage: 10 MHz

right and left circular polarization

Sensitivity: $\sim 10^3$ sec. per star

$$\Rightarrow 10^{-27} \text{ W m}^{-2}$$

$$P_{\text{trans}} = 10^{-27} \text{ W m}^{-2} \cdot 4\pi d^2(\text{m})$$

$$d(\text{m}) \simeq 10^{16} d(\ell\text{y})$$

$$P_{\text{trans}} \simeq 10^6 d^2(\ell\text{y}) = 1 \text{ M Watt at } 1 \ell\text{y}$$

e.g. 100 Mega Watts at $d = 10 \ell\text{y}$

Defense radars to $\sim 1000 \ell\text{y}$

HR 5158

EXCERPTS REGARDING SETI 101st Congress of the United States, 2nd Session

From Senate Report 101-474, to accompany H.R. 5158, from the Departments of Veterans Affairs, HUD and Independent Agencies Appropriation Bill, 1991, dated September 16, 1990 (Senator Barbara Mikulski--chair):

Regarding the NASA budget:

"... For life sciences, the Committee recommends the following:

-\$25,000,000 from the \$168,000,000 requested for life sciences, to be taken as a general reduction, subject to the normal reprogramming guidelines. None of this reduction is to be taken from the request for the search for extraterrestrial intelligence (SETI) program.

"In recommending the full budget request of \$12,100,000 for the SETI program, the Committee reaffirms its support of the basic scientific merit of this experiment to monitor portions of the radio spectrum as an efficient means of exploring the possibility of the existence of intelligent extraterrestrial life. While this speculative venture stimulates widespread interest and imagination, the Committee's recommendation is based on its assessment of the technical and engineering advances associated with the development of the monitoring devices needed for the project and on the broad educational component of the program. The fundamental character of the SETI program provides unique opportunities to explain principles of such scientific disciplines as biology, astronomy, physics, and chemistry, in addition to exposing students to the development and application of microelectronic technology.

"The Committee has included the full request of \$2,000,000 for the Lifesat project..."

\$14.5 MILLION FY92

From the Joint House-Senate Conference Report for Veterans Affairs, HUD and Independent Agencies (approved on October 17, 1990):

Regarding the NASA budget:

"...-\$25,000 from Life Sciences

"The Conferees agree that within the balance of funds available in this action, \$12,100,000 shall be allocated to the Search for Extraterrestrial Intelligence and \$2,000,000 for Lifesat..."

Congress may hang up on research of E.T.s

■ Extraterrestrials won't be able to phone home if there's nobody on earth to take the call

By Keey Davidson
New York Times News Service

SAN FRANCISCO — Who killed E.T.?

An effort by the National Aeronautics and Space Administration to detect signals from extraterrestrials has been axed by Congress.

Experts blame everything from its "giggle factor" to poor salesmanship to Congress' unwillingness to cut politically stronger programs.

Hollywood has made big money from fictional extraterrestrials, and they clutter TV shows and grocery-store tabloids.

But NASA's \$104 million attempt to find real aliens — the Mountain View, Calif., High Resolution Microwave Survey — was too costly for a joint congressional committee. It agreed to end the program just one year into its planned 10-year search. The program is popularly known by its previous name, Search for Extraterrestrial Intelligence, or SETI.

"I'm pretty depressed," said Pa-

critics accuse Congress of making SETI a sacrificial lamb after failing to kill two programs — the oft-maligned space station and the \$3 billion Advanced Solid Rocket Motor, which *Reader's Digest* last year called "the unstoppable pork booster." It's based in Yellow Creek, Miss., home to Democratic Rep. Jamie Whitten, who until last year chaired the House Appropriations Committee.

Project staff members took pride in the program's size. "Each space shuttle launch has been estimated to cost as much as \$1 billion. That's a century worth of SETI research," said Seth Shostak of the quasi-private SETI Institute in Mountain View.

But politically, "the SETI people made a fundamental mistake — stupid, stupid, stupid! — in the way they've been lobbying for their programs," said John Pike, a policy expert with the Federation of American Scientists in Washington. "SETI is one of the things that is most readily understood and widely appreciated by the public.

Ralph De Gennaro, a senior budget analyst for Friends of the Earth in Washington, D.C., shed no tears for SETI.

"I'm sick and tired of being told that we can't afford to save this planet but we do have enough money to listen to aliens on other

Project Phoenix

Underway Feb. 2, 1995

SETI Institute (- minus NASA \$\$)

Private Funding (Packard of HP)

+ ...

Relocate to Australia 64 - m telescope

1.2 - 3.0 GHz , 28×10^6 channels

1 Hz channel width

Targeted search sensitivity $\sim 1 \times 10^{-26} \text{ W m}^{-2}$

~ 200 stars like Sun, no binaries, $t \geq 3 \times 10^9$ yr

Within 150 *ly* observe each for 5 min

(eventually 1000 stars)

Can detect 1 Mega Watt if beamed to us by similar size telescope

Immediate followup by second telescope

No ETI found in first run (sp 95)

Webpage: <http://www.seti-inst.edu>

Used various other telescopes, including Arecibo

No civilizations found yet.

Amateur Projects

BAMBI (Bob and Mike's Big Investment)
3.7 - 4.2 GHz Sky survey



SETI League project ARGUS

Use Satellite TV Dishes (~ 100) as of 2001

1.4 - 1.7 GHz Channel width: 1 Hz

Sens. $\sim 1 \times 10^{-21} \text{ W m}^{-2}$

Goal is 5000 sites

Aim for continuous sky coverage



Allen Telescope Array (ATA)

SETI Institute, UC Berkeley

Major telescope dedicated to SETI

Partially constructed, some operations (2006)

Cost ~ 26 M \$ ~ 1/2 provided by Paul Allen,
Nathan Myrvoold (Microsoft)

Hat Creek, California


350 × 6 m antennas

1 - 10 GHz

Can examine 10^5 stars 3 times over a decade

Will extend targeted search much farther.

Expanding the Search Radius



Comparison of the Allen Telescope Array
and Project Phoenix

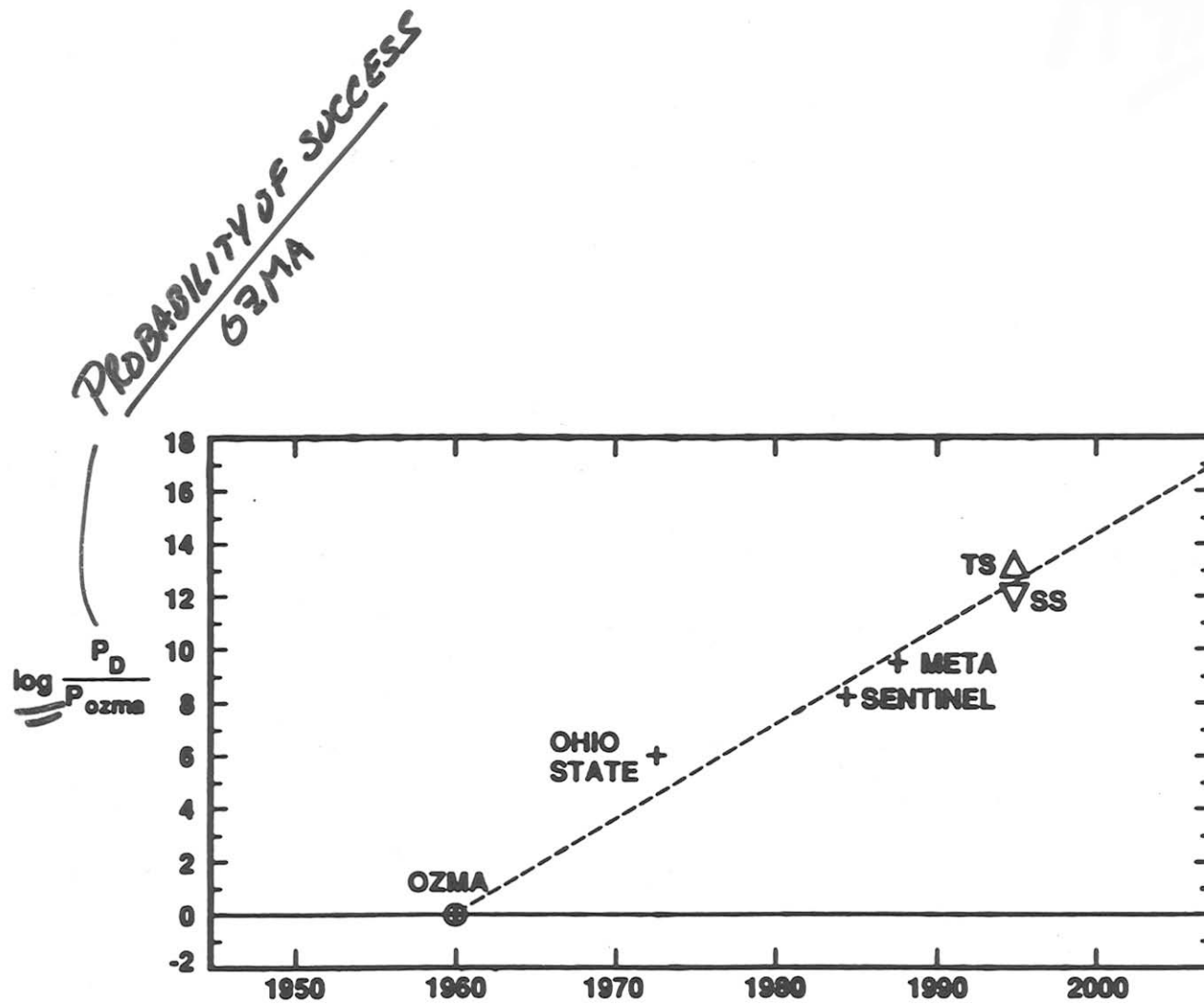


Figure 2. A representation of the increase in relative detection probability of SETI searches with date. The positive slope of these data is correlated with the technological enhancements that have benefited SETI search systems from one decade to the next.

Websites for SETI

<http://www.seti-inst.edu/> Many Links

<http://www.mc.harvard.edu/seti/> Project BETA

Update on Searches

Article by Jill Tarter, 2001

Annual reviews of Astronomy & Astrophysics, **39**, 511

Appendix Available on WWW

99 SETI projects > 14 ongoing in 2001

Some Optical, most radio

Update on Searches

Notable Ones:

Serendip → SETI@home

META → BETA

NASA → Phoenix

BAMBI, ARGUS (Amateurs)

Allen Telescope Array (Future)

Beyond MOP

VLA Expansion \longrightarrow “ARGUS”

Cyclops

1000 telescopes, each 100-m diameter

Detect 1000 MW transmitter at 1000 ℓ_y

or monitor 1000 stars simultaneously

or detect leakage radiation at 100 ℓ_y

Square Kilometer Array (SKA)

